

OCTOBER 1974

BME

BROADCAST MANAGEMENT/ENGINEERING

INDIANA UNIVERSITY
007 18 1974
Library

**BE
LOUD
AND
CLEAR
BUT
DON'T
DEFORM.**

IN 47401

UNIN722391-PA-
-274-
SERIALS DEPT
INDIANA UNIV LIBRARY
BLOOMINGTON

AD -8751AV

Sony Video Tapes: made to quality standards so high we've never had a major customer complaint!

Sony Video Tape is quality video tape. It's designed, manufactured, quality controlled, marketed, and guaranteed by Sony... one of the largest video tape manufacturers in the world!

Consider this fact: Sony has never had a major customer complaint on any type of video tape we make! That's the kind of quality control that pays off... for you... with a uniformly balanced picture, in crisp black & white, or vivid color, with the highest signal-to-noise ratio available, with unmatched durability, and with benefits like no head clogging and fewer dropouts.

No matter what brand of VTR equipment you use, check this quality line-up of Sony Video Tapes:

3/4-inch U-Matic Videocassette Tape*: virtually eliminates dropout and color noise. Available in playing time from 10 minutes (237 feet) to 60 minutes (1175 feet).

1/2-inch video tape: with special backing treatment to reduce windowing and scratching. Comes in playing time from 10 minutes (380 feet) to 60 minutes (2370 feet).

1-inch video tape: with increased density of oxide coating for optimum picture and sound.

2-inch video tape*: specially designed for critical high energy recording requirements of helical scan master VTR.

Endless Loop Video Cartridges: for continuous-use applications like trade shows and product demonstrations. Available in 5 and 10 minute playing times.

No matter how you look at it, Sony Video Tapes are quality video tapes. To find out how you can enhance the quality of your video applications, fill out and mail the coupon today.

Sony. Quality video tape!



Sony Corporation of America SN-17
Video Products Dept. BME-104
47-47 Van Dam St., L.I.C., New York 11101

Gentlemen: Please send me more information on the following Sony Video Tapes.

- 3/4-inch U-Matic Tape. 1/2-inch Tape.
 1-inch Tape. 2-inch Tape.
 Endless Loop Video Cartridges.

NAME _____

TITLE _____

COMPANY/INSTITUTION _____

ADDRESS _____

CITY _____

STATE _____ ZIP _____

PHONE _____

TYPE OF BUSINESS _____

**Sony U-matic Color
Videocassette System**

*High energy chromium dioxide video tape

Circle 175 on Reader Service Card for a demonstration
Circle 176 on Reader Service Card for literature

A REMINDER.

You can run video through cable lengths of up to 25,000 feet with DYNAIR's equalizers.

That's right. You can run video up to *five miles* with DYNAIR equalizing equipment . . . and you can do it inexpensively and be assured of precise signal restoration.

Let's talk dollars: \$495 will give you a flat-signal at the end of 4000 feet of RG-11/U, with 55 dB of common mode rejection; an additional \$290 will let you run balanced cable, which will eliminate induced hum. For under \$3600 you can run video with a bandwidth of 16 MHz up to *two miles*. Or with another of our systems, you can transmit broadcast (5 MHz) video up to *five miles* through balanced cable, without repeaters, for about \$5000.


Many options are available, with the system price dependent upon whether it's balanced or unbalanced, the distance of the run, and the required bandwidth. And it's compatible with all color standards.

It's easy to adjust in the field too. Just drop a multiburst signal on the input end of the cable and, while observing the waveform on the output end, add the necessary equalization — with convenient front-panel controls — to restore the signal to its original flat condition.

And it's all done with standard, off-the-shelf equipment. No long delivery delays . . . no added engineering costs or one-time production costs. Field-proven standard products which are easily combined to satisfy almost any equalization requirement to 25,000 feet.

If you don't have a copy of "Video Transmission Techniques", you would be wise to write for one. It's free from DYNAIR, and its 70 jam-packed pages will tell you a lot about how to handle long video runs and what DYNAIR equalizers can do for you.

(Prices are budgetary and do not include cabling.)



DYNAIR ELECTRONICS, INC.
6360 FEDERAL BLVD. SAN DIEGO, CALIF. 92114
TELEPHONE: 714-582-9211

DYNAIR

Circle 101 on Reader Service Card



You can "reform" your audio to increase loudness but the final result is often a "deformed signal." If fidelity is important to you—and it should be—read Geoffrey Bryan's article on page 32 carefully.

BROADBAND INFORMATION SERVICES, INC.
274 Madison Ave.
New York, N.Y. 10016
212-685-5320

Editor
James A. Lipke

Associate Editor
Robin Lanier

Washington Editor
M.L. Hollowell

Contributing Editor
Robert Wollins

Assistant Editor
Djuna Zellmer

Art Director
Gus Sauter

Production Manager
Helen Horan

FCC Counsel
Pittman Lovett Ford and Hennessey

Publisher
Charles C. Lenz Jr.

OCTOBER 1974/VOLUME 10/NUMBER 10

- 6 Broadcast Industry News**
NAB fall conference focus on engineers
- 16 FCC Rules & Regulations**
"Fairness Doctrine: 1974" Part I
- 20 Previewing the National Radio Broadcaster Conference & Exposition**
- 24 The Great Idea Contest**
The end is in sight—many more ideas this month
- 32 Getting Better AM Sound: It's A Mike-Thru Antenna Job**
You can't "doctor" the signal in one part of the system without affecting results elsewhere
- 40 The Noise Fighters: Using New Routes Into FM**
Dolby B pre-emphasis/de-emphasis increases dynamic range
- 46 Modular Approach Big Factor in Audio Consoles for TV and Radio**
Easy way to get a custom console at no increase in cost
- 50 Better TV Sound: The Pressure To Do Something is Growing**
"We-hear-you"—AT&T is finally responding
- 51 Broadcast Equipment**
New and significant products for broadcasters
- 69 New Literature**
Useful reading materials
- 72 Letters/Feedback**

CM/E: A supplement for those with cable interests following page 50



BM/E, BROADCAST MANAGEMENT/ENGINEERING, is published monthly by Broadband Information Services, Inc. All notices pertaining to undeliverable mail or subscriptions should be addressed to 274 Madison Ave., New York, N.Y. 10016. BM/E is circulated without charge to those responsible for station operation and for specifying and authorizing the purchase of equipment used in broadcast facilities. These facilities include AM, FM, and TV broadcast stations; CATV systems; ETV stations; networks and studios; audio and video recording studios; consultants, etc. Subscription prices to others: for U.S., U.S. possessions and Canada: \$15.00 one year, \$25.00 two years. Foreign: \$20.00 one year, \$35.00 two years. Foreign Air Mail: additional \$24.00. Copyright © 1974 by Broadband Information Services, Inc., New York City. Controlled circulation postage paid at Easton, Penna.

BORDERLINE GENERATORS

BORDER

STARTING WITH A NORMAL KEY SIGNAL,
THE GVG BORDERLINE WILL-----

BORDER


PROVIDE A BLACK BORDER AROUND
A MATTED TITLE OR -----

BORDER

PRODUCE A DROPSHADOW EFFECT ON
LETTERING OR TITLING OR -----

BORDER

PRODUCE OUTLINE LETTERING FROM
A SOLID TITLE SOURCE



DESCRIPTION

Grass Valley Group Borderline Generators are used to add borders to captions and titles from camera video signals or character generators. The added borders greatly enhance the insert visibility, and are particularly effective in situations requiring a white insert into a predominantly white scene.

Model 3271 is for use with GVG 1400 Series switching systems and 900 Series special effects equipment. The keying circuitry in the special effects amplifier is utilized for the inserting function, thereby enabling effects such as wipe key between bordered inserts.

Model 3272 is for use with special effects equipment of other manufacturers. It provides a widened key signal output which can be connected to the external key input of most special effects systems. The widened key output, together with a slightly delayed (H and V) title video signal, is used to achieve the border effect.

Model 3273 is a complete system which provides bordered inserts into a composite video signal, such as at the output of a switching system. The unit is entirely self-contained and requires no horizontal or vertical driving signals.

Borderline Generators are available for NTSC, PAL, PAL-M, and CCIR standards.

THE GRASS VALLEY GROUP, INC. 
A TEKTRONIX COMPANY

Station Plaza East
GREAT NECK, NY 11021
(516) 487-1311

4419 Van Nuys Blvd, Ste 307
SHERMAN OAKS, CA 91403
(213) 990-6172

1644 Tullie Cir, NE
ATLANTA, GA 30329
(404) 634-0521

P.O. Box 482
MABANK, TX 75147
(214) 887-1181

125 So Wilke Rd
ARLINGTON HEIGHTS,
IL 60005
(312) 394-1344

BROADCAST INDUSTRY NEWS

NAB FALL CONFERENCES SEEK ENGINEERS

The 1974 Fall Conferences of NAB will differ from previous years. Special sessions are scheduled to appeal to chief engineers, radio and television program directors, and sales managers as well as managers.

On the eve of each conference an

informal and informative get-together will provide broadcasters an opportunity to ask questions of experts from the Radio Advertising Bureau, the Federal Communications Commission, Chuck Blore Creative Services, broadcast equipment manufacturers and top NAB personnel involved in legal, regulatory, management, public relations and engineering activities.

A day-long Engineering Conference will cover basic problems such as Interconnection of Program Facilities, (presented by Moseley Associates, ABS and AT&T); The Future of Quadraphonics (RCA); NE Advancements in Audio Video switching techniques (TeleMation); FCC rules and regulations (Bartley, NAB, Kassen FCC); Tuning and Maintaining Transmitters (Gate Harris); Principles of Microphone Utilization (Shure).

Broadcast experts will zero in on the status and prospects of direct-to-home TV via satellites and networking by satellites.

Conference dates and locations are:		
New York	Oct. 22-23	Waldorf Astoria
Atlanta	Oct. 28-29	Hyatt
Chicago	Oct. 30-31	Hyatt O'Hare
Dallas	Nov. 14-15	Fairmont
Denver	Nov. 18-19	Brown Palace
Las Vegas	Nov. 20-21	Sands

TOWERS IN THE NEWS



tower base) WLS-TV will erect a 350 feet antenna for a total of 1804 feet to the street.

In Toronto, Canada, the Canadian National Observation and Communications Tower, shown in the model, will put the tip of the TV antenna 1805 feet above the street. Close competitors: The Ostankino Tower, Moscow, 1748 feet; World Trade Center, New York, (not yet built), 1727 feet; Empire State, New York, 1422 feet.

Another spectacular, though not cloud-scraping tower operation, was the recent addition of a 100-foot pole to the top of the 400-foot tower at WOMC-FM, Metromedia's 190-Kw stereo outlet in Detroit. As the photo shows, a specially equipped helicopter lifted the new tower section into place. The aim of the tower modification was increased coverage in areas surrounding the city.



Two new entrants in the race for "tallest TV antenna" will in the near future push past all present contenders, and end in what amounts to a dead heat, higher above their respective surroundings than any towerborne antenna has been before. On top of the Sears Roebuck Building in Chicago, (pix shows location of



Broad Technical Program For NAEB Las Vegas Meeting

For the 50th anniversary convention to run November 17 thru 20th in Las Vegas, the National Association of Educational Broadcasters has put together a comprehensive program of technical sessions covering topics from satellite receiver tests to state-of-the-art of videotape recording; from digital audio circuitry to time compression techniques; and many others.

Among other sessions on the four day program will be a number on management of educational broadcast operations; on the latest projects of education via radio and television; on new programming resources being developed by educational broadcasters around the country; and on the latest approaches to fund raising by educational broadcasters. McGeorge Bundy, president of the Ford Foundation, and Buckminster Fuller, inventor and philosopher, are among the distinguished guest speakers. The Las Vegas Hilton

continued on page 8

COHU will sell you an Encoder, Auto Balance & Enhancer

for what you
would pay the
competition
for one of
these
items.

This exciting newcomer to our video processing equipment line combines three separate products into one, and is designed to interface with new or presently-use telecines, or any three tube RGB color camera system.

Vertical Interval Reference insertion capabilities of the encoder insure unsurpassed signal and stability. Remote control of burst, color bars, and chroma, as well as detail on/off and detail gain are standard features.

In telecine applications the auto balance unit will automatically and correctly compensate for unequal amounts of color in the signal*.

Automatic horizontal and vertical enhancement holds the contour signal constant at more than 55 dB signal-to-noise ratio.

Cohu's Encoder, Auto Balance, Enhancer combination gives you what you need, plus what you'd like to have, at the price of an encoder or enhancer alone... you expect more from Cohu and you get it.

For further information contact your local Cohu Sales Engineer or Cohu, Inc., Electronics Division, P.O. Box 623 San Diego, California 92112 or phone: 714-277-6700. TWX: 910-355-1244.

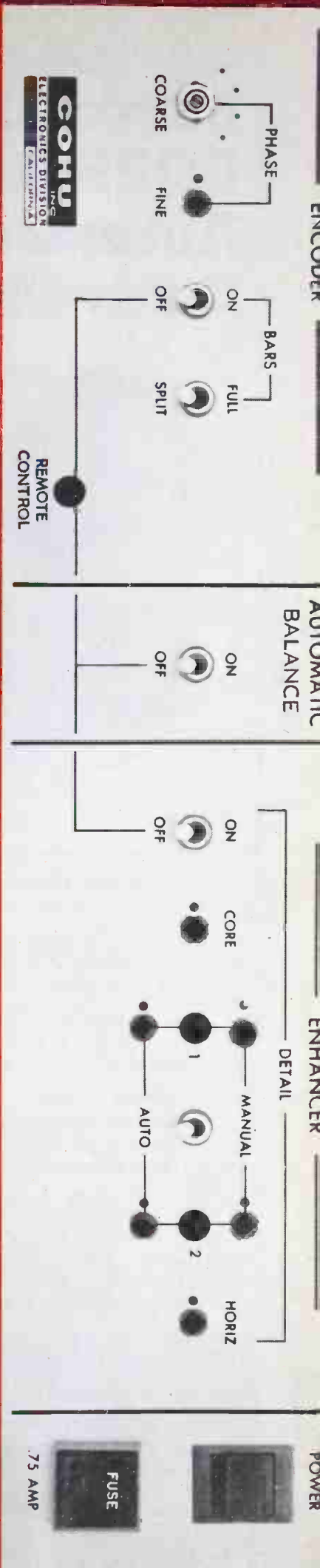
COHU
INC
ELECTRONICS DIVISION
SAN DIEGO CALIFORNIA

*This function is active only when used in conjunction with Cohu's 1500 Series Film Camera

COHU SALES OFFICES:
NEW ENGLAND Bedford, MA 617-275-0370 • NEW YORK Florham Park, NJ 201-377-6636 • WASHINGTON, DC 301-656-3061 • GREAT LAKES Des Plaines, IL 312-824-4422 • NORTH CENTRAL STATES Lincoln, NE 402-467-2900 • SOUTHEAST Orlando, FL 305-896-4881 • ROCKY MOUNTAIN Denver, CO 303-573-8835 • TEXAS Arlington 817-461-1707 • CALIFORNIA San Diego 714-278-8931, Thousand Oaks 805-492-1896, Centros 213-926-7002, Alto 415-326-0280

Circle 129 on Reader Service Card

www.americanradiohistory.com



Introducing CD28 Modular Audio Automation Controllers



New from control design corporation . . .

the people who can show you how automation makes your station money!

Here are the new controllers that interface with all audio sources having full function remotable capability . . . the ideal units to update your present automation with or build a new system around . . . the controllers that help protect your operating personnel from making the human and mechanical errors that cost you profits. In fact, CD28 units are the easiest to program, the easiest to install and the easiest to maintain!

Features include:

- LED displays that don't confuse a 9 with a 4.
- Modular circuitry on plug-in circuit boards.
- Easy expandability to 8,000 events and 92 sources.

The basic CD28 System—audio controller, programmer and power supply—handles up to 2,000 events and 12 audio sources with full random access. Plenty of accessories available.

To protect your automation investment or to learn how CD28 automation can make you money, call the factory sales department or your **control design corporation** rep today.

control design corporation
106 s. pickett street
alexandria, virginia 22304
(703) 751-6650

See us in New Orleans NAFMB Oct. 10-13
Circle 103 on Reader Service Card

NEWS

headquarters for the meeting.

25th Anniversary for KPGY

KPGY, Iowa State University radio station, originally signing on as KMRH, will celebrate its 25th anniversary the week of October 14-20. Former staff members are to be honored and the station invites all alumni to get in touch.

NAEB To Give Award To Ford Foundation

An award for "extraordinary contribution to the nation's education in general, and to public broadcasting in particular" will go to the Ford Foundation at the National Association of Educational Broadcaster meeting in Las Vegas, in November. The award, The NAEB Distinguished Service Award for 1974, will be given to McGeorge Bundy, president of the Ford Foundation by William G. Harley, president of NAEB.

Another part of the Las Vegas meeting, the 50th anniversary meeting of the NAEB, will be a course presented by San Diego State University and offering academic credit titled "Contemporary Problems in Public and Instructional Telecommunications." Enrollees will select sessions they will attend, in consultation with the course instructors, Dr. Donald G. Wylie of San Diego State University and Mr. Paul J. Steen general manager of KPBS, San Diego. Fee: \$26. Info: San Diego State University, San Diego CA 92115.


NAB Opposes Divestiture Of Cross-Media Ownership

At a recent meeting with the Federal Communications Commission, a three-man team from the National Association of Broadcasters presented arguments and voluminous material in opposition to the FCC's proposals for forcing certain cross-media owners to divest themselves of broadcast properties.

On the NAB team were special counsel Lee Loevinger, a former FCC Commissioner and former head of the Justice Department's anti-trust division; John Summers, NAB general counsel; and John Dimling, NAB vice president and director of research. Among the materials submitted were: a study indicating that cross-ownership did not raise anticompetitive prices; a study showing that media concentration is now at an all-time low; evidence that cross owners dis-

continued on page 11

EIMAC provides reliability year after year—and now offers a 3,000 hour warranty.



For years, the industry-wide standard warranty for power grid tubes has been 1,000 hours.

For years, the operating lifetimes of EIMAC tubes have exceeded this warranty — reducing down-time and boosting on-the-air time in thousands of transmitters. So, EIMAC offers a new warranty policy for 81% of all standard power grid tubes: 3,000 hours/1 year, with prorated adjustment from 300 to 3,000 hours. Failure during the first 300 hours results in complete replacement.

This warranty is a direct result of reliability that has been built into every EIMAC product for the past 40 years. Our 3,000 hour warranty stands as proof.

For details about which tube types are covered by the new warranty, contact EIMAC, Division of Varian, 301 Industrial Way, San Carlos, California 94070. Or any of the more than 30 Varian/EIMAC Electron Device Group Sales Offices throughout the world.



Circle 104 on Reader Service Card

Our CP-16 Camera/Lens Package Deals Are Guaranteed To Give You More.



Figure it out yourself.

Take for example the package deal illustrated in this ad. You get a CP-16 reflex camera — the most outstanding news/documentary camera on the market today — *plus* a set of three superb Angenieux lenses. The extreme wide angle 5.9mm f/1.8; the high speed 28mm f/1.1; and the all around favorite “workhorse” 12-120mm f/2.2 zoom. All CP reflex mounted. A perfect combination for the news/documentary cameraman on the go.

And you save \$600 on the package.

Or, you can choose any of our other CP-16 reflex and non-reflex camera/lens package deals designed to save you hundreds of dollars.

Without compromising on quality.

So, visit your local CP-16 dealer. Ask for our new CP-16 illustrated price list. Pick the one package deal that suits you best. And save!

For further information, please write to:

cinema E products
CORPORATION

Technology in The Service Of Creativity

2037 Granville Avenue, Los Angeles, California 90025
Telephone: (213) 478-0711 ■ Telex: 69-1339 ■ Cable: Cinedevco

Circle 105 on Reader Service Card

NEWS

much less trafficking in licenses than others; an analysis of broadcast news coverage, showing little difference in diversity between paper-affiliated and non-affiliated stations, with the advantage with the affiliated.

Some of the other NAB contentions were: the area of competition between television and newspaper for advertising is limited, since newspaper handles mostly national ads, paper mostly locals; a prospective rule would not affect most present cross-media owners, but would probably inhibit establishment of new stations in smaller communities; there is a plethora of media advertising in every market—indeed, many observers consider the public overloaded with divergent information.

NAB Asks FCC To Allow Automatic TV Transmitters

Saying that “the time is now” for automatic transmission systems for television, the report of an engineering committee of the National Association of Broadcasters urges the Federal Communications Commission to alter the rules in favor of such systems. The report summarizes the present state of technology bearing on automatic tv transmission and concludes that broadcast managements could now benefit greatly from automatic transmission. The system should be free of all recording functions, with no operating logs required. Nor, said the report, should such a system be in any way a continuation of the present remote control concept. “Compliance with the Commission’s technical criteria would be a design feature of the system Any deviation beyond established limits on the technical tolerances would deactivate the transmitter.”


The “Birds” Are Flying, And Users Get Busy

The era of the domestic satellite goes a flying start this summer in the U.S., and a wide range of companies and organizations are mobilizing to use this late-20th-century communications technique.


As earlier reported in *BM/Western Union* started the parade with its Westar I, launched in March and now has FCC authorization to send up Westar II this month (October). First commercial service using Westar I was announced by American Satellite Corporation and Western Union in July; service is

continued on page

INTRODUCING



THE MODEL PCL-505 AURAL STUDIO-TRANSMITTER LINK



From the pioneers in solid-state aural studio-transmitter links (STL) comes an all new system — the **Model PCL-505**. Monaural and composite versions of the PCL-505 are available to fulfill all requirements. The composite approach, a single link for stereo, was a **Moseley first!** Even quadrasonic stereo has been considered in the design of this system. Modular construction is used throughout the transmitter and receiver and greatly simplifies routine service and maintenance. True direct frequency modulation, first used in the Moseley PCL-303 STL, assures the maximum possible performance. For the international broadcaster, the PCL-505 is available for operation in all common STL bands from 148 MHz to 960 MHz. Request Bulletin 250 for full details on this outstanding system.

Visit us in Booths 4 and 5 during the NAFMB Convention
in New Orleans and see the PCL-505 STL.



MOSELEY ASSOCIATES, INC.
SANTA BARBARA RESEARCH PARK

111 CASTILIAN DRIVE
GOLETA, CALIFORNIA 93017
TELEPHONE (805) 968-9621
TELEX 658448 CABLE: MOSELEY

Circle 106 on Reader Service Card

**THIS IS THE TUBE-
THE ORIGINAL 1 1/4 INCH PLUMBICON
THAT WAS IN THE CAMERA
THAT REVOLUTIONIZED TV BROADCASTING
TEN YEARS AGO...**



**THIS IS THE 2/3 INCH VERSION
OF THAT PLUMBICON TUBE...
IT WILL CHANGE THE ENTIRE COURSE
AND ADD IMPORTANT NEW DIMENSIONS
TO ELECTRONIC JOURNALISM.**



Amperex®

TOMORROW'S THINKING IN TODAY'S PRODUCTS

Sold through
North American Philips Electronic Component Corporation

*Trademark of N.V. Philips of The Netherlands

www.americanradiohistory.com



If broadcast journalism is distinguished primarily by its "immediacy," why should your viewers have to wait until color film is processed before they see your news telecasts?

Until now, they've had to wait because there was no TV camera tube made that was small enough for a really portable color camera capable of producing broadcast quality pictures in broadcast quality color.

The new 2/3-inch Plumbicon camera tube is now available for a new generation of portable, hand-held color cameras which will provide the same startlingly realistic color and dynamic resolution that revolutionized color telecasting ten years ago when its big brother was originally introduced.

With the 2/3-inch Plumbicon tube you'll get quality, and you'll get it without the delay and logistical complications of film.

The Amperex 2/3-inch Plumbicon TV camera tube offers:

- Better dynamic resolution than any other TV camera tube in the 2/3-inch category.
- Obviously superior color rendition.
- Excellent highlight-handling capability.
- Essentially zero lag over a wide range of lighting conditions.
- Low (and stable) dark current, combined with high signal-to-noise ratio for sharp, clean, noise-free images.
- Stable operation over a wide temperature range.

For additional information, contact Amperex Electronic Corporation, Electro-Optical Devices Division, Slatersville, Rhode Island 02876. Telephone: 401-762-3800

Amperex

TOMORROW'S THINKING IN TODAY'S PRODUCTS

Sold through
North American Philips Electronic Component Corporation

Circle 107 on Reader Service Card

NEWS

cluded voice and data transmission between many cities coast to coast. Both WU and ASC say they will expand the service rapidly.

ASC also announced an agreement with the American Broadcasting Company to provide radio network linkages for four ABC nets, with the satellite hop initially being between the ABC master control in New York and the Los Angeles central control. From those points, terrestrial service would fan out to other cities. ABC said that as time goes on they would increase their use of satellites in networking.

A different kind of use emerged in August, with the experimental transmission of a Muzak program to the roof of the Waldorf Astoria Hotel in New York. Program took to the air at RCA Globe Com's earth station, Valley Forge, Pa., travelled to the Canadian Anik I satellite, and thence to New York. One main object was a check of a very small earth station for reception. Such stations, said Muzak officials, might make feasible distribution of many of their programs via satellite.

RCA got from the FCC expanded authorization to build earth stations in Alaska, for the comprehensive satellite communications system planned for that state. Scientific Atlanta got the contract to build some of the earth stations for the RCA Alaska net. Collins Radio announced a \$6 million contract to build earth station ground communication equipment for AT&T's Domsat Program.

The Public Broadcasting Service got FCC authority to use an experimental earth station to check feasibility of using satellites for the PBS net. And the Cable Satellite Access Entity, industry group studying the feasibility of cable use of satellites, announced a highly encouraging report from their consultants, Booz, Allen and Hamilton.

SMPTE Sets Plans for Meeting in Toronto

A full day of sessions on the problems and techniques of signal identification within tv programs is one of the features announced by the Society of Motion Picture and Television Engineers for their 116th Technical Conference, running November 10 thru 15th at the Four Seasons Sheraton Hotel in Toronto.

Among other technical topics will be films for television, satellites in broadcasting, cable tv, sound record-

continued on page 14

Canon IOx UNIVERSAL ZOOM

One-Inch Plumbicon Color Camera Zoom



PV 10X15

15 mm to 150mm; f/2.0

- Wide Angle
- Close Focusing 3.9'
- Bayonette Mount
- Adjustable Back Focus
- "Macro Focus" Operation
- Small Size
- Lightweight
- Light Transmission Over 80%
- For All One-Inch Color Cameras

Canon
BROADCAST OPTICS

CANON U.S.A., INC., 10 NEVADA DRIVE, LAKE SUCCESS, N.Y. 11040

(516) 488-6700

Circle 109 on Reader Service Card

VERSATILITY

BE TMS Series Turntable Pre-Amps

Spotmaster[®]



Versatility — that's the perfect description for our new BE TMS turntable pre-amps. For example, phase reversal on one channel gives five modes of operation from one pre-amp — mono in/mono out, stereo in/mono out, stereo in/stereo out, dual channel mono in/dual channel mono out, and single channel mono in/dual channel mono out. Let us tell you more about versatility.



BROADCAST ELECTRONICS
8810 Brookville Road, Silver Spring, Md. 20910
Phone 301-588-4983

Circle 110 on Reader Service Card

NEWS

ing and reproduction. Exhibit space which went on sale July 24th, consists of 78 booths, according to exhibit chairman Robert Dexter. Inquiries should go to SMPTE at 86 Scarsdale Ave., Scarsdale, NY 10583. More than 3000 registrants are expected at the conference.

Concert Music Meet Reports 5 Million Classics Fans

There are more than 5 million persons in the audience of classic music stations in the U.S., according to a report based on audience ratings and presented at the annual meeting of the Concert Music Broadcasters Association, held in Lenox, Mass. August 9 to 12th.

At the meeting, attended by more than 150 station managers and others interested in good-music broadcasting, the CMBA gave an award to Arthur Fiedler, Boston Pops conductor; and heard talks by Fiedler, Mrs. Serge Koussevitsky, Gunther Schuler, and Fr. Robert Drina, Congressman from Massachusetts who was a sponsor of the all-channel receiver bill. There were sessions on sales, promotion, and programming and on new trends in engineering. Chairman C. K. Patrick of WCIW, Cleveland, announced that the 1974 meeting would be held in Cleveland.

TV Revenues Topped All Records in 1973

The final count on television's finances in 1973, released late in August by the FCC, showed total revenue of \$3.46 billion and profits of \$653 million, both record figures and up 9% and 18%, respectively from the year before. The three national networks, considered separately, had revenues of \$1.40 billion and profits of \$185 million, the latter up 66% from 1972. Local revenue advertising increased 15% more than network or national and regional spot revenue increased.

FCC Re-opens Prime-Time Access Decisions

With its January, 1974 modifications of the prime-time access rule (half-hour "cleared time" daily, removal of Sunday from rule), barred before September 1975 by action of the June of the Court of Appeals, the FCC decided to reopen the whole rule to possible modification, reaffirmation, or removal. Comments were

continued on page

Fewer parts... fewer problems with **audiopak® A-2** broadcast cartridge

*Ribs are molded into the flange—
no pencil leads
to break and jam.*

*No top wire.
Reloading's easier.*



*Tape guide is
an integral part of
the cartridge base
— not glued in —
to insure accurate azimuth control.*

Try one free

In the broadcast cartridge world, the simpler the better. That's why the design of the audiopak A-2 eliminates parts that can give you trouble.

The lessons learned from our years of experience developing the world's leading 8-track cartridge have been applied to our audiopak A-2. The result is a more durable, more reliable broadcast cartridge. And because we manufacture the entire product—from tape to packaging—we can assure you of the highest possible quality control.

We're so sure we have the best product on the market, we want to prove it... at no cost to you. For

your free sample and more information on the audiopak A-2 broadcast cartridge, write on your company letterhead to: Capitol Magnetic Products, Division of Capitol Records, Inc., 1750 North Vine St., Los Angeles, Calif. 90028. Attention: Marketing Manager, Professional Products.



CAPITOL MAGNETIC PRODUCTS
A DIVISION OF CAPITOL RECORDS, INC.
LOS ANGELES, CALIFORNIA 90028
A MEMBER OF THE EMI GROUP



Circle 111 on Reader Service Card.

INTERPRETING THE **FCC** RULES & REGULATIONS

"Fairness Doctrine: 1974" Part I

By Frederick W. Ford and Lee G. Lovett
Pittman, Lovett, Ford and Hennessey, Washington, D.C.

Over the past several years, this column has annually presented an up-dating of the Fairness Doctrine. Within the past few months, the Commission has adopted its "Fairness Report" - an extensive, thorough presentation of the obligations of broadcast licensees under the Fairness Doctrine. An examination of this 1974 Report is of paramount importance for every broadcaster.

Preliminarily, the Fairness Doctrine may be succinctly defined, in laymen's terms, as follows (1) when programming involving important, controversial issues is presented, there is a responsibility to present a *reasonable* amount of programming on all sides of that issue and (2) there is an obligation to provide some controversial issue programming. The U.S. Congress codified the Fairness Doctrine, in 1959, by inserting provision Section 315(a) in the Communications Act. The U.S. Supreme Court confirmed the constitutionality of the Fairness Doctrine in its 1969 *Red Lion* decision.

Background

In June 1971, the Commission instituted a broad-ranging inquiry into the efficacy of the Fairness Doctrine and related public interest policies. The Commission observed that nearly twenty-two years had past since it last gave comprehensive consideration to the Fairness Doctrine and declared that the time had come "for a reassessment and clarification of basic policy."

As a result, numerous parties filed comments with the Commission, and a full week was devoted to panel discussions and oral arguments, with over fifty persons participating in the discussions and with over thirty other persons making oral arguments.

Forthcoming from the Commission's inquiry was its 1974 "Fairness Report" which provides succinct and meaningful guidelines for broadcast licensees in meeting their Fairness Doctrine obligations. In two parts over the next two months, this column will set forth pertinent details for broadcasters concerning the current status of Fairness Doctrine obligations.

Fairness Doctrine Generally

As the Commission noted in its "Fairness Report," it is appropriate to recall the underlying purposes of

the Doctrine and its relationship to freedom of speech. In 1949, the Commission set forth the basic premises of the Doctrine in its *Report on Editorializing*, FCC 1246.

"It is axiomatic that one of the most vital questions of mass communication in a democracy is the development of an informed public opinion through the public dissemination of news and ideas concerning the vital public issues of the day The Commission has consequently recognized the necessity for licensees to devote a reasonable percentage of their broadcast time to the presentation of news and programs devoted to the consideration and discussion of public issues of interest in the community served by the particular station. And we have recognized, with respect to such programs, the paramount right of the public in a free society to be informed and to have presented to it for acceptance or rejection the different attitudes and viewpoints concerning these vital and often controversial issues which are held by the various groups which make up the community. It is this right of the public to be informed, rather than any right on the part of the Government, any broadcast licensee or any individual member of the public to broadcast his own particular views on any matter, which is the foundation stone of the American system of broadcasting."

Of course, even a slightly perspicacious person would see what would appear to be a striking paradox that the affirmative use of government power to expand broadcast debate flies in the face of the freedom of speech concepts traditionally implied by the absence of governmental supervision or control set forth in the First Amendment. Indeed, the First Amendment has clearly been interpreted to protect the free marketplace of ideas by precluding governmental intrusion. However, as the Commission points out in its "Fairness Report:" "The continuing evolution of the media of mass communications - both technologically and in terms of concentration of control - has led gradually to a different approach to the First Amendment. This approach - an affirmative one - recognizes the responsibility of government in maintaining and enhancing a system of freedom of expression."

It is the physical characteristics of the broadcasting medium itself that presents the principal impediment to free expression. It must be remembered that broadcasting during the 1920s, government regulation of broadcasting was virtually non-existent, and broadcaster had the same freedom of action traditionally afforded the publishers of newspapers and magazines. The di-

\$595



...as seen at 1974 NAB Convention

digital tape timer

- most advanced solid state circuitry
 - field-proven for more than a year
 - installs with one mounting nut
 - power supply included
 - the original exact-replacement timer for today's machines:
- | | | |
|--------------|----------------|----------------|
| RCA | AMPEX | ALLEN |
| TR-60 series | VR-1000 series | RB-1000 series |
| TR-70 series | VR-1200 series | RB-1200 series |
| | VR-2000 series | |
- optional remote display
 - ideal for 2" audio machines
 - one year guarantee



VANCO ENGINEERING
leadership through
creativity in design

Circle 112 on Reader Service Card

astrous result of this policy was summed up by the Commission as follows:

"From July 1926, to February 23, 1927, when Congress enacted the Radio Act of 1927 almost 200 new radio stations went on the air. These new stations used any frequency they desired, regardless of the interference thereby caused to others. Existing stations changed to other frequencies and increased their power and hours of operation at will. The result was confusion and chaos. With everybody on the air, nobody could be heard."

Therefore, in 1927, Congress acted to end the crisis by establishing an effective system of government licensing. It was obvious that licensing was essential to the development of an effective system of broadcasting. In 1943, the Supreme Court concluded that, because of the scarcity of available frequencies, the licensing system established by Congress did *not* violate the First Amendment. But it was 26 years later, in the landmark decision *Red Lion Broadcasting Co., FCC, 395 U.S. 367*, that the Supreme Court set forth a comprehensive First Amendment theory which indicated both the licensing system and the Commission's Fairness Doctrine. In the Court's opinion, the First Amendment did not confer upon anyone the right to operate a radio station. Stated the Court,

"If there is to be any effective communication by radio, only a few can be licensed and the rest must be barred from the airwaves. It would be strange if the First Amendment, aimed at protecting and furthering communications, prevented the government from making radio communication possible by requiring licensees to broadcast and by limiting the number of licenses so as not to overcrowd the spectrum.

* * * * *

"The basic purposes of the First Amendment would, in fact, be *undermined*, if there were an unabridgable First Amendment right to broadcast comparable to the right of every individual to speak, write, or publish. Nevertheless, provision must be made to ensure recognition of the First Amendment interests of citizens of the United States to advance appropriate views and to ensure free and robust debate."

Significantly, the Court also stated, "It is the right of the viewers and listeners, not the right of the broadcasters, which is paramount."

In light of the fundamental purpose of the First Amendment and the paramount right of the people to have that purpose implemented in the broadcast medium, it became clear that the licenses granted by the government to the "chosen few" broadcasters could not be considered as a privilege to ignore the problems which "upset the people . . . or exclude from the airways anything but their own views of fundamental questions." As the Supreme Court declared,

"The First Amendment confers no rights on licensees to prevent others from broadcasting on 'their' frequencies and no right to an unconditional monopoly of a scarce resource which the government has denied others the right to use."

"As far as the First Amendment is concerned those who are licensed stand no better than those to whom licenses are refused. A license permits broadcasting, but the licensee has no constitutional right to be the one who holds the license or to monopolize a radio frequency to the exclusion of its fellow citizens. There is nothing in the First Amendment which prevents the government from requiring a licensee to share his frequencies with others and to conduct himself as a proxy or fiduciary with obligations to present those views and voices which are representative of his community and which would otherwise, by necessity, be barred from the airwaves."

Thus, the purpose and foundation of the Fairness Doctrine is that of the First Amendment itself: "To reserve an uninhibited marketplace of ideas in which truth will ultimately prevail, rather than to countenance monopolization of that market, whether by the government itself or a private licensee."

However, the Commission clearly recognized that there exists within the framework of Fairness Doc-

continued on page 18

WORLD'S BEST STEREO GENERATOR

WILKINSON ELECTRONICS SG1E

POSITIVE PROOF

- * 60 db separation 50 Hz-7500 Hz
- * 55 db separation 7500 Hz-10000 Hz
- * 50 db separation 10 KHz 15 KHz
- * FM Noise - 75 db Cross Talk - 60 db



COMES COMPLETE WITH POWER SUPPLY
REQUIRES ONLY 3½" RACK SPACE
ONLY ONE FRONT PANEL ADJUSTMENT
REMOTE STEREO ON/OFF FUNCTION

WORLD'S BEST FM EXCITER

WILKINSON ELECTRONICS FME10

POSITIVE PROOF

- * Frequency response $\pm\frac{1}{4}$ DB 15 HZ-350 KHZ.
- * FM Noise Level - 70 DB below 100% Mod.
- * Distortion - 0.3%
- * Modulation - Direct FM
- * Power Output - Adjustable to 18 watts
- * Stability 1 part in 100000
- * Requires no oven and is not susceptible to rumble and microphonics



FCC TYPE ACCEPTED
POWER SUPPLY INCLUDED
REQUIRES 7" VERT. SPACE
IMMEDIATELY USABLE IN ANY TRANSMITTER
SHIELDED BY BOTH STEEL & ALUMINUM
COMPLETELY METERED
ADJUSTMENT FREE

NO ONE CAN MATCH THIS COMBINATION

WILKINSON

ELECTRONICS, INC.

1937 W. Mac Dade Blvd.
Woodlyn, Pa. 19094
Telephone (215) 874-5236/874-5237

Circle 113 on Reader Service Card

FCC Rules and Regs

trine administration and enforcement the potential for undue governmental interference in the processes of broadcast journalism, and the resultant possibility of diminution of the broadcasters and the public's legitimate First Amendment rights and interests. As a result, as noted above, the Commission has taken a long, hard look at the Fairness Doctrine and has updated and clarified the Doctrine through the release of the 1974 "Fairness Report."

Fairness Doctrine Specifics

The Commission candidly admits that, in enforcing the Fairness Doctrine, it must continually "walk a tightrope" between saying too much and saying too little. Nevertheless, the Commission also believes that it has a clear responsibility and obligation to assure that the task of reaching a determination as to what particular policies will best serve the public's right to be informed. The Commission believes that the public's need to be informed can best be served through a system in which individual broadcasters exercise wide journalistic discretion, and in which government's role is limited to a determination of whether the licensee has acted reasonably and in good faith. As the Commission declares in its 1974 "Fairness Report," it is still convinced that,

"There can be no one all-embracing formula which licensees can hope to apply to ensure the fair and balanced presentation of all public issues. Different issues will inevitably require different techniques of presentation and production. The licensee will in each instance be called upon to exercise his best judgment and good sense in determining what subject should be considered, the particular format of the programs to be devoted to each subject, the different shades of opinion to be presented, and the spokesman for each point of view."

A. Reasonable Time

Of course, the first and most basic requirement of the Fairness Doctrine remains unchanged. Clearly, the Fairness Doctrine establishes an affirmative responsibility on the part of broadcast licensees to provide a reasonable amount of time for the broadcast of programs over their facilities devoted to the discussion and consideration of public issues.

Determining what constitutes a "reasonable amount of time" is, still, a responsibility of each individual broadcast licensee. It is the individual broadcaster who, after evaluating the needs of his community, must determine what percentage of the limited broadcast day should appropriately be devoted to news or discussion and consideration of public issues rather than to other legitimate services of radio broadcasting.

Nevertheless, broadcasters must take heed: As the Commission succinctly declares, "We wish to make plain, however, that we have allocated a very large share of the electromagnetic spectrum to broadcasting chiefly because of our belief that this medium can make a great contribution to an informed public opinion. We are not prepared to allow this purpose to be frustrated by broadcasters who consistently ignore their public interest responsibilities."

You, the individual broadcaster, must remember that you are the person who must select, or be responsible for the selection of, the particular news items to be reported or the particular local, state, national, international issues or questions of public interest to be considered. *The responsibility is yours. The Commission will not tell you what you must broadcast.*

Of course, the Commission has, in the past, indicated that some issues are so critical or of such great public importance that it would be unreasonable for a licensee to ignore them completely; however, such exemptions on the part of the Commission are rare exceptions, and not the rule. As the Commission states, "We have no intention of becoming involved in the selection of issues to be discussed . . ."

Opposing Viewpoints

It is important to remember that not only must you, the individual broadcaster, provide adequate time for the discussion of public issues, *but broadcast time must be allocated for reasonable opportunities for the expression of opposing viewpoints.*

While it has been frequently suggested to the Commission that individual stations should not be expected to present opposing points of view and that it would be sufficient for the licensee to demonstrate that the opposing viewpoint has been adequately presented on another station in the market, or in the print media, the Commission *rejects* the suggestion. In support of its rejection, the Commission relies upon the Supreme Court's pronouncements in the *BEM* decision which states that it would be an administrative nightmare for the Commission to attempt to review the overall coverage of an issue in all of the broadcast stations and publications in a given market. But most importantly, the Commission declares that "We believe that the requirement that each station provide for contrasting views greatly increases the likelihood that individual members of the public will be exposed to varying points of view."

Therefore, you, the broadcaster, must make time available for a reasonable opportunity for the expression of opposing viewpoints. However, the following must also be remembered:

"The Fairness Doctrine will not ensure perfect balance and debate and each station is not required to provide an 'equal' opportunity for opposing views. Furthermore, since the Fairness Doctrine does not require balance in individual programs or a series of programs, but only in a station's overall programming, there is no assurance that a listener who hears an initial presentation will also hear a rebuttal. However, if all stations presenting programming relating to a controversial issue of public importance make an effort to round out their coverage with contrasting viewpoints, these various points of view will receive a much wider public dissemination. This requirement, of course, in no way prevents a station from presenting its own opinions in the strongest terms possible.

Conclusion

Of course, in providing adequate time for discussion of public issues, and providing reasonable opportunities for the expression of opposing viewpoints, many knotty problems arise for broadcasters. For example, a broadcaster must be able to determine what actually is a controversial issue of public importance. Similarly, the broadcaster must be able to recognize a specific issue that has been raised. More importantly, the broadcaster must determine what actually is a "reasonable opportunity" for the expression of contrasting viewpoints. Each of these areas will be examined in turn.

Next month we will examine in depth (1) what constitutes a "controversial issue of public importance"; (2) what specific issue has been raised; and (3) what a "reasonable opportunity" for contrasting viewpoints. Additionally, we will examine the Commission's complaint procedure as it relates to the Fairness Doctrine as well as the application of the Fairness Doctrine to the broadcast of paid announcements and political broadcasts.

BM/E

NEED PROGRAM SUB-CARRIERS?

THE NEW FARINON FV41 An FM Transmission Channel System For Microwave Radio Or Video Cable

COMPACT, 1 3/4" SHELF

As illustrated above is equipped with transmitter, receiver and diplexer units for one-way, drop-and-insert transmission. Shelf also may be arranged for one-way transmitting or receiving of two channels. Two shelves provide duplex transmission.

APPLICATION FLEXIBILITY

Use the FV41 for: program audio, express order-wire, voice-frequency multiplex or other auxiliary channels above video. With its optional 100kHz bandwidth, the FV41 can also be used for wideband data.

FULL SPECTRUM COORDINATION

Coordination with video signals and radio pilots is provided by the FV41's four standard sub-carrier frequencies. The diplexer is transparent to video components below 5 MHz and provides at least 45dB attenuation at sub-carrier frequencies.

THE FV41 MEETS REQUIREMENTS

Meets requirements of FCC, CCIR, EIA, networks and Bell System. Also Ask About: AM Channels • clamper amplifiers • distribution amplifiers • order-wire • 70 MHz modulators and demodulators • and other transmission accessories . . . all from:

Farinon Electric
1691 Bayport Avenue
San Carlos, CA 94070
(415) 593-8491



FWL 70149-E1

Circle 114 on Reader Service Card

Previewing the National Radio Broadcasters Conference and Exposition

Several new broadcasting items will be unveiled

Make your station more profitable is the lure to the brand new National Radio Broadcasters Conference and Exposition, Fairmont-Roosevelt Hotel, New Orleans, October 10-13. Seminar and panel sessions covering all aspects of radio sales, promotion, programming, management, engineering, and community service blend into that conference theme, says NAFMB executive director Abe Coron.

Those who attend are in for some additional treats—first hand inspection of some brand new broadcast equipment and the incomparable food and entertainment of the incomparable French Quarter of New Orleans.

Among the new equipment on hand will be the first time exhibition of a new line of FM transmitters from CCA Electronics and the new Model 334 Dolby B noise reduction system (which will have premiered a few weeks earlier at the Audio Engineering Society Show in New York).

Although the conference and exposition is NAFMB-sponsored, it is open to all radio broadcasters. Many of the topics of the sessions will deal with



New CCA FM transmitter (FM200) also has a new direct FM exciter (FM40E)

problems that are relevant to both AM and FM broadcasters. Exhibitors however, are hedging a bit and will be showing primarily FM equipment.

Automation equipment manufacturers and syndicated program services for automation will be there in force and since AM stations are as interested in automation today as FMers, there will be something for everyone.


Featuring automation equipment will be Schaffer Electronics, Systems Marketing Corp., and Control Design Corp. Schaffer will be showing its new vertically-stacked multicart Audiofile system introduced at NAB in March and Control Design will show its new removable drum system for easy pre-loading.

As we go to press a number of program service companies will be present: Broadcast Programming International from Bellingham, Washington, Draft Chenault and Bonneville. Vendors selling automation business services will present: Compu/Net, Paperwork Systems Inc. and perhaps one or two more.


The new FM transmitter line from CCA will be unusual in several respects. For one, its power ratings depart from the conventional: 12 kW instead of 10, instead of 5 and so on. These ratings are possible through new IPA design. New exciters are employed and CCA has gone to solid state with plug-in modules. Other than transmitters, CCA will have a full audio line, tape carts, turntables and FM monitors on display. There may be some new STL gear shown.

In the areas of STL and remotes, both Marti Electronics and Moseley Associates will be there. Moseley

continued on page 24



Three new products will be introduced by Ampro: a totally new dual stereo console shown above (up to 12 channels) for simulcast or stereo; a 12 channel version of existing rotary and slider faders; and new tape cartridge machine which includes a special splice finder circuit.



Audio Services will show its Tel-alert system which signals the control room (without electrical noise interference) that a bulletin or EBS test is on the wire. Company will also show its Network Tone Decoder to detect Touchtone type signals on an incoming network line for activating appropriate equipment.

The new Volumax[®] Model 4300.

Anything else is a limited limiter.

When it comes to automatic peak controlling, the new Volumax is the smoothest operator around! It's the latest in our quest for the ultimate AM limiter. The only similarity between the Model 4300 and conventional peak limiters is that they both prevent overmodulation. And here the similarity ends!

Volumax patented control action assures maximum utilization of each watt of carrier power, without overmodulating the transmitter and with absolute minimal signal distortion. The Model 4300 features: more precise limiting at maximum allowable limits, easier set-up and proof-of-performance procedures, and extended control range of over 15dB, with less than 1% harmonic distortion.

With automatic peak phasing, negative speech asymmetry is silently inverted for positive modulation to the maximum allowable limit of 125%.

Try a 4300 and listen. You'll see why other limiters are limited. And why we think the new Volumax Model 4300 is the ultimate limiter.



CBS LABORATORIES

A Division of CBS Inc.

227 High Ridge Road, Stamford, Connecticut 06905

Circle 102 on Reader Service Card



Control Design will exhibit production models of its removeable-drum cartridge player first shown at NAB. Company will also show a new line of cartridge machines incorporating a new concept in head placement.




Included in CCA's exhibit area will be this Futura 6 mono system.



Another CCA product will be this new FM monitor (FMM-1T)



Photo of Ampro's new cartridge recorder/reproducer with automatic splice finding circuitry.



Studio switcher built by Audio Services. This 40 in, 10 out stereo unit is a little larger than that usually ordered by a station.

will have some new insight to share as a result of extensive recent installations.

Transmitters will also be shown by AEL, RCA and Sparta. Sparta is taking only its FM line but included is the 610 3X battery operated unit shown at NAB for emergency standby. Centurion consoles will be shown by Sparta along with its portable mixer unit. Primary emphasis will be on FM and stereo.

RCA will show most of the radio line exhibited at NAB, Houston. A highlight of the exhibit is expected to be a demonstration of a quad broadcasting system. RCA will have a full complement of equipment for radio broadcasting from the studio through the transmitter and including FM antennas. RCA expects visitors will be particularly interested in their custom audio console, the new BC-50 series of inexpensive modules introduced at NAB this spring.

How to improve signals will be the special emphasis of noise reduction experts Dolby and Burwen, signal processing people such as CBS Labs and Broadcast Electronics (who will show the Spotmaster CCE 500 Brightner) and we can include in this category the stereo phase enhancer of Garron Electronics.

As mentioned, Dolby will have its new Model 334 Dolby B noise reduction system for FM broadcasters present. This new unit uses 25 usec pre-emphasis curves so that it in no way affects high frequency components while delivering some significant S/N improvement levels. Two FM stations with Dolby B should be on the air during the convention so that visitors can gain some first hand experience with this significant piece of equipment.

Burwen will be displaying and demonstrating three new dynamic filters for broadcasting applications. These units operating on program lines, remote feed and cutting channels (in recording).

Also in the new category will be a network alert alarm system from Audio Services. This unit will decode the ten codes now sent on the UPI wire service. Audio Services will also show its EBS Tele Alert System and one of its latest custom studio switching systems. The company also hopes to show a master digital clock system.

Consoles will be shown, in addition to those broadcast line suppliers already mentioned by Broadcast Electronics and Ampro. Audio accessories by Broadcast Electronics, Micro-Trak and Stanton Magnetics.

Tape cartridge gear will be shown by Ampro Broadcast Electronics, and Garron as well as the broadcast line manufacturers. Garron expects to display its multiple cassette deck. Tape recorders will be the highlight of Ampex.

FM Antennas of all kinds, including the popular CK1000 bay will be shown by Phelps-Dodge. Dielectric Communications will show a new line of test equipment including RF loads and RF wattmeters.

Showing the latest in FM/SCA receiver design will be Johnson Electronics. 1975 models will be on display.

If you've never heard of Freeland Products company not only can you visit their booth but you can visit the plant of the New Orleans based service company. The service? Rebuilding transmitter tubes. Not a bad idea for increasing profits.

BM/E

Swiss performance at American prices has made the **ELECTRO SOUND 505** the new standard of the tape recording world.

It isn't surprising when you consider the Electro Sound tradition of excellence and high reliability that has made us the world's leading manufacturer of professional high-speed tape duplicators. It certainly isn't surprising when precision performance like that of the ES-505 comes at one half the price of the most expensive European and domestic machines.

Why has the ES-505 met with instant acceptance the world over? Because of modest price coupled with "operator engineered" features found nowhere else. Like a disappearing headgate for easy editing and cleaning. A built-in audio oscillator to speed alignment and testing. Optical motion sensing to prevent tape damage. Improved timing accuracy. Extremely low wow and flutter. And the time-proven reliability of disc brakes and a replaceable capstan idler, both developed originally for our tape duplicators.

Add to this an optional third reel to simplify tape handling and the world's only 1½ year extended parts warranty and you have reasons enough for the success of the Electro Sound ES-505.

Send for a brochure and all the specs. You'll like what you see.



ELECTRO SOUND®

725 Kifer Road
Sunnyvale, CA 94086
(408) 245-6600

International distribution by Audiomatic Corporation:

1290 Avenue of the Americas
New York, NY 10019

4, rue Ficatier
92400 Courbevoie
France (Paris)

Latin American export by Telemerica, Incorporated:

25 West 43rd Street
New York, NY 10036

Circle 116 on Reader Service Card

GREAT IDEA CONTEST

October and November wind up the Great Idea entries for this year. In December, finalists in the contest will be represented for reader votes on Windjammer Cruise Winners. But don't forget to tell us your preferences for this month. Fill in the ballot which appears on the Reader Service Card.

62. TCR-100 Can't Air Its EPIS Signal.

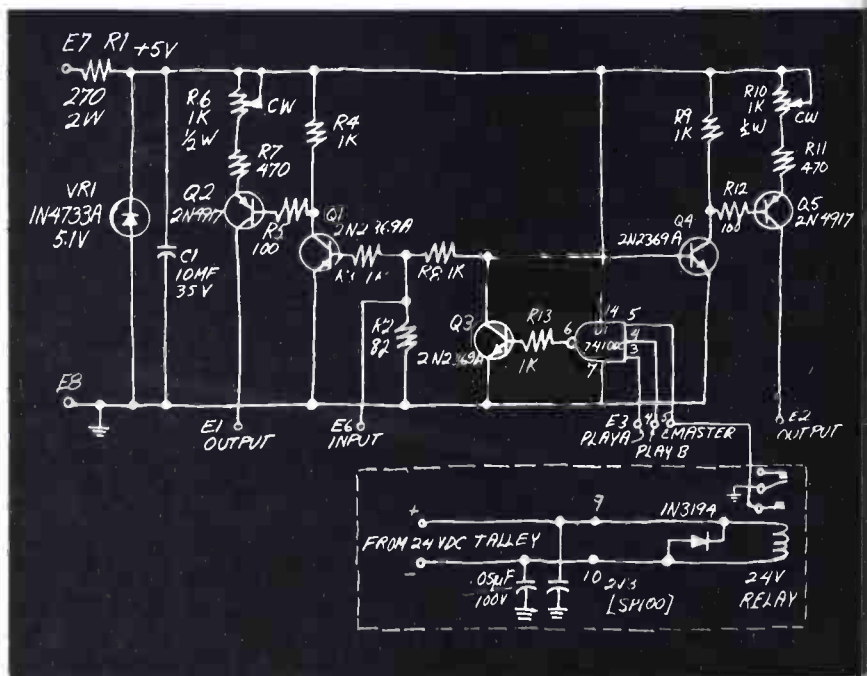
George Kasdorf, Engineer, WTMJ TV, Milwaukee, Wis.

Problem: To prevent production-code signals from being aired. EPIS (Electronic Program Identification System) is a useful addition to our TCR-100 video cart, but in our automated operation it is possible to air the readout signal used for commercial or promo identification. This is possible if: the cart machine is not pre-rolled and is switched on the air prematurely; the TCR-100 is not in the remote mode; the cut bar is hit accidentally; there is not enough time in the preceding event of the switcher.

Solution: One way to eliminate this is to have the TCR-100 output with the EPIS signal on a separate preview monitor. The signal that feeds this is, of necessity, the one that is switched on the air.

In order to prevent this from happening, we have installed a simple

inhibit from the switcher On-Air tally to the Master inhibit input (E5) of the video output module PC board. Since we have the SP-100,



Kasdorf's video cart recorder is prevented from airing its EPIS signal.

the Master input is not used; if you have a Master tape machine hooked to your TCR-100, another gate would have to be used. There are two unused gates in U1, the IC mounted on the video output module.

63. A Resistor Eliminates an Extra Relay.

Michael D. Callaghan, Chief Engineer, KWST-FM, Los Angeles, Calif.

Problem: To eliminate some of the relays in a remote control system. Some of these setups provide a contact closure only on the Raise or Lower function. This means two separate relays are needed to obtain latching mode; one relay to latch and hold, and the normally-closed contacts of the other to release and allow the first relay to drop out.

Solution: This circuit works with two components: a relay and a resistor. It will work on AC or DC relays.

An SPDT momentary switch is used to latch and unlatch the relay. Any number of these switches may be connected in parallel for remote operation. If it is likely that two different locations may be trying to both latch and unlatch the relay simultaneously, resistor R should be able to dissipate the full supply voltage. Otherwise, it need only be rated at half the relay coil rating, and should have one-third the resistance of the relay coil in either case.

the Datatek D-750



Video Waveform Equalizer

- Corrects for amplitude and phase errors (in the 30 KHz to 2 MHz frequency range) causing picture smear, smudge, streaking, etc.
- Ideally suited for use at inputs from network feeds, VTR inputs and transmitter inputs
- Includes 15 time constants, with three differentiating correction channels
- Manual and automatic (supply failure) bypassing of each function and overall system


- Other advanced Datatek products:
- Envelope Delay Measuring Sets
 - Video-Audio Routing Switchers
 - Audio Distribution Amplifiers
 - Video & Pulse D.A.s
 - Transmitter Phase Equalizers & Waveform Correctors

D
DATATEK
CORP.
1200 W. Chestnut St.
Union, N.J. 07083
(201) 964-3656

Circle 117 on Reader Service Card

RADIOWAVES

An FM Transmitter is no better than its exciter.



And it's easy to get excited over our exciter. A lot of broadcasters do!

Why? For one thing, it's all solid state for super reliability and performance.

For another, it uses Direct FM to give you wide frequency response, low distortion and low noise.

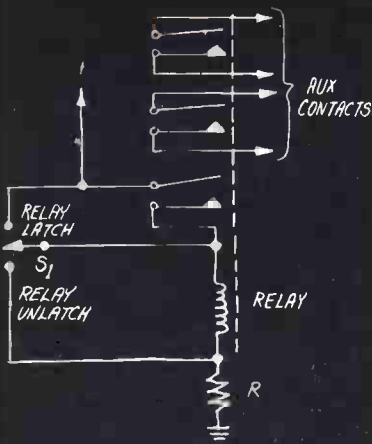
All RCA FM Transmitters use the BTE-15A Exciter and are available with transmitter power outputs of from 10 watts to 40 kW.

See your RCA representative. And see what all the excitement is about. RCA Broadcast Systems, Camden, N.J. 08102.

RCA

AM & FM Transmitters and Monitors • Antennas • Microphones • Consoles
Tape and Transcription Equipment • Automation Systems • Amplifiers and Speakers

Circle 118 on Reader Service Card



Callaghan shows a novel method of eliminating an extra relay in remote control system

When S1 is closed in the upper position, the supply voltage is dropped across the relay coil and resistor is in series with it. The relay will then pull in and be held by the holding contact at the top of the relay coil. When S1 is moved to the lower position, the relay coil is shorted. The supply current flows through R, enabling the holding contact to open. The relay drops out, returning the circuit to its original condition.

64. Accurate Cart Timing With a Photo Timer.

Jim Barker, Production Engineer, KCHA AM-FM, Charles City, Iowa

Problem: To determine the amount of recording time left on a cartridge when recording multiple cuts. Like most non-network small-market stations, our spots are not always exactly 30 or 60 seconds on the button. Chances are, you've also tried squeezing one last cut on a cart, only to find it lacks a few seconds, necessitating a re-cut.

Solution: Our engineer installed a female-type 117 VAC plug on the rear of our SMC-590 Record Center and connected it to the power line between the start switch and the cart transport solenoid. A photo enlarger timer serves the purpose of timing carts, since it has a large face and counts down from 60 mins. to zero. It's plugged into the add-on cart plug, and when the machine starts the timer also begins. We timed, to the second, all our carts and labelled them with embossed tape.

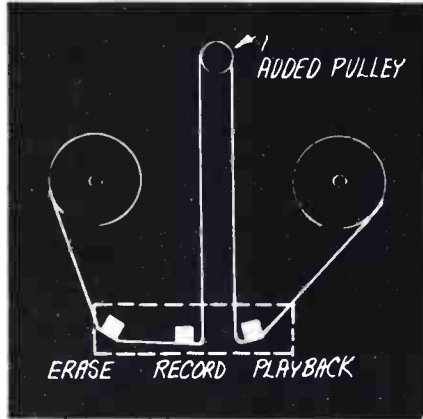
continued on page 26

GREAT IDEAS

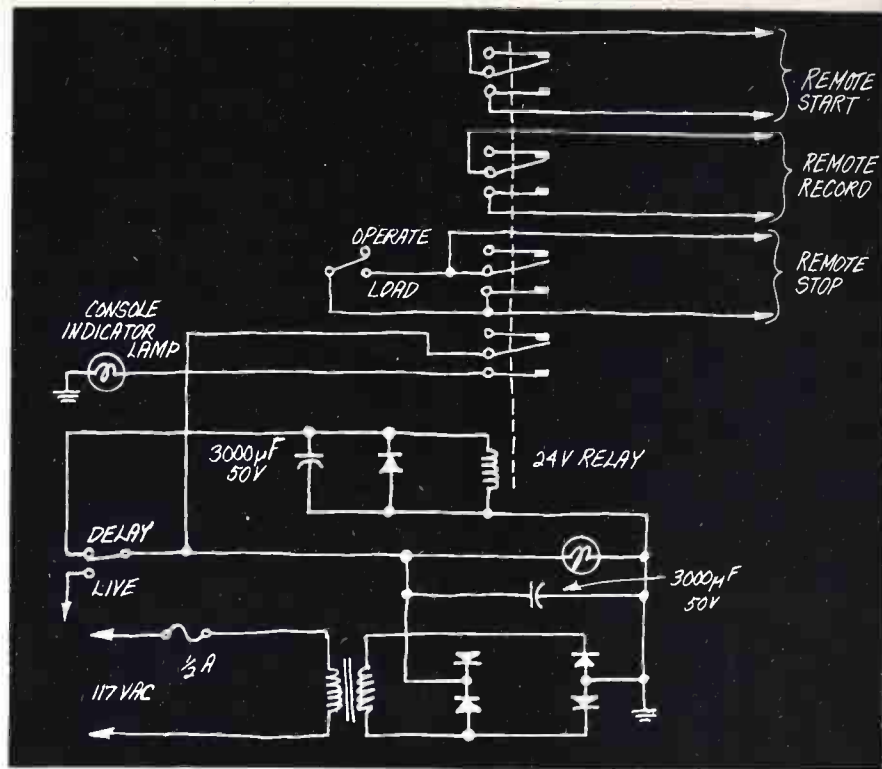
65. Modified AG-440 Rebroadcasts Delayed- Tape Program.

Jack Hurray, Engineer, WIXY-WDOK,
Cleveland, Ohio

Problem: To design a tape delay which has the following features: 1)



Added pulley to Hurray's Ampex rebroadcasts delayed-tape programs



it should use open reel tape with 1.5 hours capacity which can be saved for rebroadcast; 2) the disc jockey can easily go from delay to live programming; 3) no splices to run over

as with cartridge-type delay systems; 4) delay time is 4 secs. at 7.5 ips; 5) the machine should stop automatically about 5 secs. after the board operator punches the Delay-Live



Designed by
Cinema Products
in cooperation with
Vega Electronics.

CRYSTALINK Wireless Receiver for CP-16 Reflex and Non-Reflex Cameras.

The extremely sensitive and powerful Crystalink wireless receiver unit features the use of *helical resonators*, a device which permits the frequency to which the receiver is tuned to pass freely while blocking any strong adjacent frequencies that would normally overload conventional front end amplifiers.

The Crystalink wireless receiver (Model CL-1) is mounted between the CP-16 camera body and the Crystasound amplifier, adding approximately 1" (25mm) to the width. The Crystalink wireless receiver is powered by the same NC-4 battery pack which powers the entire CP-16 camera system (including the Crystasound recording system).

The back panel of the fully professional Crystalink wireless receiver consists of an on-off switch, a volume control, and a field signal strength meter which indicates if there is sufficient RF signal strength to insure quality reception.

The Crystalink VHF wireless receiver can be used in conjunction with the Vega cordless transmitter (Model 55) and the Vega cordless microphone/transmitter (Model 54), as well as similar units. Receiver/transmitter frequency combinations can be specified for many of the popular radio/mike frequencies.



Crystalink Wireless Receiver — shown in use with interchangeable flexible spiral antennas



Vega Model 55



Vega Model 54

For further information, please write to:

cinema E products
CORPORATION

Technology in the Service Of Creativity

2037 Granville Avenue, Los Angeles, California 90025
Telephone (213) 478-0711 ■ telex 69-1339 ■ Cable: Cineveco

“panic”) button.

Solution: Our station built a tape delay by modifying one Ampex 440. However, different systems can be adapted from this idea. The only mechanical modification necessary was to reduce the tape hold-back tension. Also, a small hole was drilled at the top of the transport for the pulley wheel used to extend the distance the tape travels from record to playback heads. The pulley, mounted between the tape supply and take-up reels, is used to loop the tape during talk shows but not when the tape is re-broadcast. Capacitor C2 keeps the machine running to erase the tape that has not reached the playback head.

66. Disabling Cue Tone Speeds Actuality Transfer.

Ronald Pesha, Chief Engineer, KLMR, Lamar, Colorado

Problem: To enable stations using frequent news actualities to edit the original cart tapes directly onto cartridges. A modification, an SPST switch, disables the cue-tone Record head. Insert this normally-closed switch in series with the lead to this head, or a normally-closed version in parallel with the head to short it.

Solution: In operation, an original tape of a news actuality which would normally be edited by cutting and splicing is cued to the first desired word. The cartridge is started normally, then stopped at the end of the first desired segment of the actuality. The original tape is run ahead to the first word of the second desired segment. The cartridge is restarted with the cue record head disabled via the switch.

67. Audio Editing Without Splicing.

Michael W. Babb, WINN, Louisville, Ky.

Problem: To make ready news actuality cuts for airing within the shortest possible time. (Also see Ronald Pesha's Great Idea in this issue. It solves this problem, but in a different way—Editor.) In a busy newsroom, it is not uncommon to obtain news story audio either by telephone or from a street reporter just minutes before airtime. It is also not

continued on page 28

Change Sound to Silence with a **TABERASER**



This rugged, heavy duty bulk tape eraser wipes sound from all magnetic tapes, cartridges, cassettes and magnetic film stock; handling up to 2".

It erases with minimum residual noise because the field automatically diminishes at the end of each 30-second cycle. A thermal control and blower keeps the unit below 71° C.

For the distributor in your area—Call or write:

TABER Manufacturing & Engineering Company
2081 Edison Ave. • San Leandro, Ca. 94577 • (415) 635-3831

Circle 120 on Reader Service Card

RADIOWAVES

Our FM Antennas travel in the best circles.



True circular polarization is a reason and because all our FM Antennas have excellent pattern circularities starting from as low as ± 1 dB.

You control signal distribution by choosing from a wide range of antennas. We offer models from low-power educational units to custom-designed multi-station FM panel antennas, all with low VSWR.

And because we've got the accessory equipment you need, you don't have to go shopping all over the lot. Your RCA representative has the facts. RCA Broadcast Systems, Camden, N.J. 08102.

RCA

AM & FM Transmitters and Monitors • Antennas • Microphones • Consoles
Tape and Transcription Equipment • Automation Systems • Amplifiers and Speakers

Circle 121 on Reader Service Card

GREAT IDEAS

uncommon for this to contain a long string of "uh's," "oh's," and long pauses. Maybe even a few expletive deletes.

The conventional tape-edit method requires mechanical splicing; a time waster which does not allow last-minute actualities to be included.

Solution: On tape cart A, dub the audio to be edited from the begin-

ning to the end of the word preceding the material to be removed. Then stop the cart. Remove it from the recording machine and manually rewind the tape (counter-clockwise) about 1/4-in. This is done to remove any pops or clicks that would otherwise appear on the cart. Reinsert the cart into the recorder, and cue the material to be dubbed on the source machine past the phrase you are deleting. Start the cart recorder and the source machine in the normal fashion. Record to the beginning of

the next portion. Cart A now contains the edited audio cut, but also the cue tones which will stop the cart in the middle of the cut. To solve that problem, dub cart A to another cart without releasing the start button until after all cue tones have passed the heads.

68. "Paint" Objects Out of the Scene.

Robert Fahringer, Hughes TV Network, New York, N.Y.

Problem: To chroma-key out unwanted portions of a scene while videotaping.

Solution: Paint boom mikes or any other distracting object chroma-key blue. This particular color won't harm the painted object; it can be used at all times. When using chroma generators, for instance, if the mike inadvertently appears in a picture, it will be chroma-keyed out. A further advantage is that, by painting mikes chroma-key blue, you can move them closer to the talent without worrying about the mike bobbing in and out of the picture.

69. Semi-Automatic Cartridge Winder.

Chuck Marsh & Don Cowden, WHFI, Benton Harbor, Mich.


Problem: To reduce the time consumed in measuring, splicing, and assembly of in-station custom-length tape carts. We prefer to wind our own carts for two reasons: the overall cost is less; it permits us to wind them to any desired length at a moment's notice.

Solution: We devised a modification to our Spotmaster Cart Winder that, besides winding tape on the cart, also aids measurement and tape splicing. Removing the newly wound reel from the winder, placing it in the cart body, measuring and cutting the tape so ends are parallel, and applying and trimming the splicing tape is eliminated with this method.

The parts necessary for the modification came from a discarded cartridge and a small "Gibson Girl" splicer.

The posts used as tape guides are fabricated from two nylon cartridge posts glued top-to-top. The reel

INDUSTRY STANDARD



It's taken less than a year for the Schafer AUDIOFILE to become the new standard of comparison. The reason? Simple: We put more into it, so you could get more out of it.

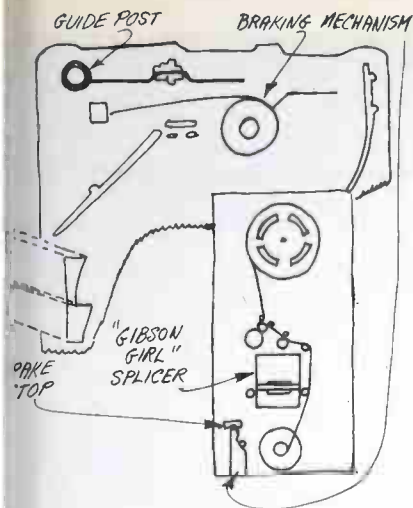
So many AM, FM and TV stations have ordered AUDIOFILES from Schafer that we're having a hard time keeping up. So, order yours now . . . and even if you have a short wait, be patient. The AUDIOFILE is worth waiting for.

schafer


SCHAFER ELECTRONICS CORPORATION
75 Castilian Dr.
Santa Barbara Research Park
Goleta, California 93017

Name _____
Station _____
Address _____
City _____
State _____ Zip _____

Circle 122 on Reader Service Card



semi-automatic cart winder, by Marsh & Snowden saves time making custom-timed carts.



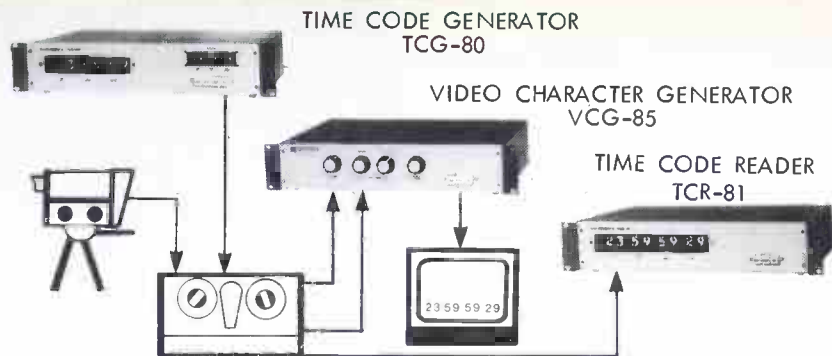
Braking mechanism is also taken from a discarded cartridge and cut to size on a grinder. The stop used to hold the brake is simply a piece of cartridge body cut to size and notched.

When winding a cart, the spring is pulled back and held in place by the notch. When measuring and splicing the tape, the spring is released and allowed to slip into place between the notches on the cart reel, thus holding the reel motionless while the proper amount of tape is threaded out and into position on the splicer. After splicing, remove the reel and place in the cart body, insert the retractor arm, and secure the top cover. All the parts are attached to the cart winder with a water-base glue, bonding them to the winder with sufficient strength yet still allowing parts to be removed without damaging any of them.

0. Comparator Defines Accuracy of RF Ammeters.

Ray Miller, Chief Engineer, KGWA, Enid, Okla.

Problem: To determine the relationship... continued on page 30



SMPTE EDIT CODE EQUIPMENT APPLICATION

- Used with any VTR with an electronic editor for all editing function.
- Off-line previewing for daily program planning.
- Scene logging and sequence logging.
- Time referencing and footage counting with frame accuracy.
- Frame indexing for data information storage and retrieval in video format.

KAITRONICS CORPORATION
P. O. Box 556/71 Glenn Way/Belmont, Cal. 94002
Tel: (415) 592-4740

Circle 123 on Reader Service Card

AUDIOWAVES

Programming by the numbers.



An RCA audio automation system lets you put up to a week's programming in operation by pressing one button.

Because of the latest digital approaches like an MOS memory and full use of FET's, you get a system that can program anywhere from 2000 up to 8000 random events. From up to 92 sources.

And RCA systems sound live because of our voice track synchronization, announceover and fadeout capabilities.

Your RCA representative can help you plan your system. RCA Broadcast Systems, Camden, N. J. 08102.

RCA

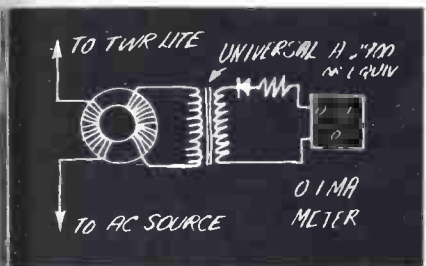
Microphones • Consoles • Tape and Transcription Equipment
Automation Systems • Amplifiers and Speakers

Circle 124 on Reader Service Card

knowing at which height a problem exists, is easily done without even leaving the building.

Solution: A large steel washer (one for each level of lighting on the tower) serves as the core of a current transformer. Interrupt one side of the feed going to the lights. Take a short length of wire and wind 12 turns around one side of the washer. Insert this wire at the point of interruption of the light feed. The beacon levels will probably only require six turns since they draw more current than lamps at the obstruction levels.

Next, wind about 40 turns around the other side of the washer with No. 22 hookup wire. Connect to a general-purpose output transformer



Hillier's tower light checker eliminates neck-cranning.

(such as Universal A-2900). Transformer output voltage is rectified via a small-signal silicon diode and drives a 0-1 ma. dc meter movement.

Calibration of the meter reading should be a very simple task and will vary with each installation. Insert a resistor to calibrate the meter needle for full-scale deflection. We selected 0.8 ma. as the top reading so that failure of one lamp will still leave sufficient drive to operate the meter. By inserting the metering circuit down stream from the flasher, a check on its operation is automatically built in.

72. Making Room For Many, Many Remotes

Jack D. Wilson, Chief Operator, KPOC AM-FM, Pocahontas, Arkansas

Problem: Management wants to broadcast feeds from: three churches; three sports networks; one news network; one remote receiver; one cassette recorder. Furthermore, it was desired to monitor and/or record from sources not on the air. Equipment available: one Gates "Yard" console (two remote line in-

continued on page 58

THE EUROPEAN MARKET FOR DATA COMMUNICATIONS

The total data communications market in Europe — excluding computers to control the forthcoming data networks, computer terminals, terminal controllers and combined voice and data private exchanges — will reach a cumulative \$2.25 billion during the 1974-1983 period.

Frost & Sullivan has completed a two-volume, 406-page report forecasting the market through 1983 for modems, multiplexers, and the three categories of communications processors: concentrators, front-end processors and message switching systems. The market potential in Belgium, Denmark, France, West Germany, Italy, Holland, Norway, Sweden, Switzerland and the United Kingdom is analyzed for digital data networks and combined voice/data private exchanges also.

Price \$495. Send your check or we will bill you. For free descriptive literature plus a detailed table of contents contact:

FROST & SULLIVAN, INC.
106 Fulton Street
New York, New York 10038
212-233-1080

Circle 126 on Reader Service Card

RADIOWAVES

"AM radio with FM sound."



That's the way many broadcasters refer to RCA AM Transmitters.

And with good reason. They've heard the clear, crisp sound that comes from RCA's wide frequency response, low distortion, and 125% positive peak modulation.

RCA AM (medium-wave) Transmitters are available from 250 watts to 200 kW. 5 kW and above use the exclusive RCA Ampliphase modulation system.

See your RCA representative or send for our new Ampliphase booklet. RCA Broadcast Systems, Camden, N.J. 08102.

RCA

AM & FM Transmitters and Monitors • Antennas • Microphones • Consoles
Tape and Transcription Equipment • Automation Systems • Amplifiers and Speakers

Circle 127 on Reader Service Card

Getting Better AM Sound: It's a Mike-Thru-Antenna Job

By Geoffrey L. Bryan

You are likely to get poorer sound, not the "louder, brighter" sound that you want, if you simply put equalization and compression in the audio line without a thorough check and readjustment of the antenna, the transmitter tuning, the modulator, the power supplies and other sections of the transmitting plant. Poor functioning in any one of these sections can frustrate your attempts to alter sound quality. This article tells how to make the check-out, starting with the antenna and working back.

With all of the frenzied activity in AM radio these days—format changes, buying and selling stations—quite a few chief engineers find themselves in the midst of "loudness wars" between competing stations in their markets. Typically, your station hires a hot-shot new program director, and the first thing your engineering department hears from him is, "I want the station to sound LOUD. I want the station to sound BRIGHT. I want the sound to knock people over when they tune us in."

Shortly thereafter a small pile of boxes arrives at the station: limiters, compressors, equalizers, and any number of other gadgets to squash, boost and filter the audio signal going to your transmitter. You were not really consulted about all this; the program director bought the stuff out of his own budget. But you are expected to install the equipment and make the station sound LOUD and BRIGHT.

If this scenario sounds familiar so far, then the customary result should also. You installed the whole string of audio processing equipment, twiddled all the knobs, even let the program director twiddle all the knobs, and he still isn't happy. "The station doesn't sound BRIGHT enough," he moans. "Why don't we turn up the 5 kHz boost on this equalizer? That will help, won't it?"

No.

Everyone has forgotten something. An AM radio station is an integrated *system*; every part of the system must function properly in order for the whole system to work.

The densest audio signal in the world is of no use if the transmitter can't modulate with it, and the most wideband audio signal attainable is of no use if the antenna system bandwidth is too narrow to handle it. You can compress all you want, and you can boost high frequencies until you drive your limiter into clipping, but you are not going to be able to cram that signal through your transmitting system unless it is in top-notch shape. It is like trying to shove a tornado through a keyhole.

Mr. Bryan is a design engineer with NBC in Washington, D.C.

Installing lots of miracle audio processing equipment, in the name of LOUDness and BRIGHTness, can actually undermine the sound of the station.

Let's say this again, in language even program directors can understand: The transmitter and antenna system have a *direct* bearing on how the station sounds. If you are really serious about the sound of your station, you must start at the antenna terminal and work backwards.

Antenna Bandwidth

The frequency response of your transmitted signal is directly related to the bandwidth of your antenna system. Although most of the transmitter power goes into the carrier, this part of the signal carries no information. The audio information is contained in the upper and lower sidebands, located symmetrically about the carrier, whose frequencies are the sum and difference of the modulating frequency and the carrier frequency.

For an AM station with a carrier frequency of 550 kHz, modulation with a sine wave at 10 kHz will produce sidebands of 540 and 560 kHz. Modulation with frequencies less than 10 kHz will produce sidebands that fall between these limits.

In order for the station to have reasonably good high-frequency response in its transmitted signal, the antenna system must not attenuate these sidebands. Standard engineering practice is to design the system to have no more than 1 dB loss at 10 kHz on either side of the carrier.¹ But this is a very difficult condition to design and maintain. Further, many older stations have antenna systems designed in the days when the practice was to produce high "Q" at the carrier frequency, ignoring the sidebands.

Here is where a good consultant is well worth his fee. If your common point impedance has not been checked lately, do it now. You may find some surprises. Unless the resistive and reactive components are fairly constant and *symmetrical* out to 10 kHz on either side of the carrier frequency, you will encounter

¹ Edmund A. Laport, *Radio Antenna Engineering* (NY: McGraw-Hill, 1952), p. 125. I recommend this book; it is one of the few in this field that is readable.



Harris/Gates new 5kW AM has PDM* going for it.

Harris/Gates new MW-5 transmitter needs only two tubes for 5,000 watts—provides 125% positive peak modulation capability for a louder sound—has overall transmitter efficiency exceeding 52% for lower operating cost. All this possible because of Harris/Gates patented Pulse Duration Modulator* (PDM) field proven in the top-selling 50,000 watt MW-50 transmitter. For complete information, write Harris Corporation, Gates Broadcast Equipment Division, Quincy, Illinois 62301.

HARRIS



COMMUNICATIONS AND
INFORMATION HANDLING

Circle 128 on Reader Service Card

sideband attenuation that costs you high-frequency response. There goes BRIGHTness.

Perhaps you will find that the system has not been designed for wideband response in the first place, or incorporates features (such as drastic feedline-to-antenna impedance matching ratios) that preclude wideband response. The consultant may recommend steps to increase the effective radius of your towers, such as outrigger wires along the tower sides, or he may want to rework the tuning units or phasor. Once again, his assistance can be valuable.²

How is your ground system? If you live in an area with acid soil or copper thieves, you may discover that you don't have much of a ground system left after a few years. Your local coverage will suffer unless the ground system is intact, because good ground conductivity is essential in keeping the angle of radiation low. There is no use transmitting into the sky. And more to the point of station sound, a faulty ground system will cause impedance excursions (during heavy rain, for instance) in which the resulting mismatch will *at least* chop off sidebands. In a mismatch of any magnitude, the sideband loss will be the least of your problems; an investment in copper generally turns out to be money well spent.

While we are on the subject of impedance, we should not overlook the importance of having all RF and ground connections clean and tight. Not only will this help keep the impedance constant, but you may find that a loose connection or broken tower bond is the culprit in an unstable directional array, and thus solve two problems at once.

The Transmitter³

Plate-modulated AM transmitters have not changed much in the last twenty years, and there is no reason your old transmitter can't perform quite well *if it is in good shape*. Unless it has been taken care of properly, however, you will run into problems.

One of the most common complaints about old transmitters is that they sound "mushy." This problem occurs in modulation, and thus there are two places to look for trouble initially: the modulator section of the transmitter, and the power supply. What you want to minimize here is *intermodulation distortion*.

Intermodulation (IM) distortion occurs in a non-linear system when two frequencies interact to produce additional sum and difference components. The effect is very unpleasant, and much more serious than harmonic distortion, because the sum and difference products tend to fall squarely into the audio passband, whereas harmonic distortion products are often too high in frequency to matter. IM distortion is similar to the sound made by a blown speaker.

IM problems may be the very reason the station doesn't sound BRIGHT. Since the IM products fall heavily into the audio midrange, they act to cover up

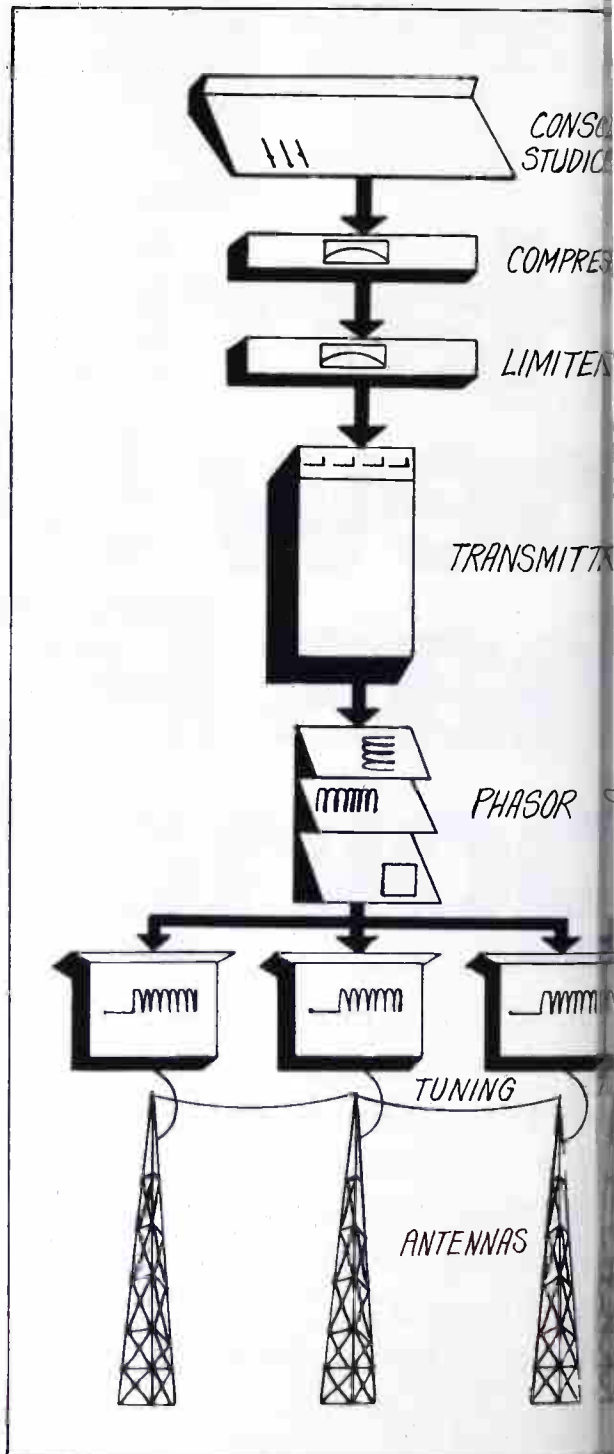
² Incidentally, don't think you can occupy more than the 10-kHz-wide channel the FCC has allocated for you, even though your antenna system has the bandwidth to do it. Interference complaints from a neighboring station could make you fair game for a citation. The point here is to eliminate antenna bandwidth as the limiting factor in your transmitted signal.

³ Much of the material in this section grows out of conversations with John Foote, now Chief Engineer at WNDL Radio in Indianapolis.

the BRIGHTness in the program material which the program director wants to hear. *This problem cannot be equalized out, no matter how hard you try.* You have to fix it at the transmitter.

The first remedy to apply is *new modulator tubes*. (Expect to replace them more often from now on.) Then go through and systematically replace all coupling and bypass capacitors that are more than a few years old. You will probably notice an improvement already, but the best is yet to come.

Check your power supply. Think about when you



Each of the main sections of the broadcast chain, shown in representation above, must be checked out before processing added to the audio line to "improve" the sound quality. Engineering tells here how to do it.

Our VSP-1200 Series Switcher offers fully integrated live and most Production Encoded Chroma Keying with Soft Key and Full Presence

Before you say "so what?", think about that for a moment. One of the most critical and sensitive production effects is Chroma Keying. For maximum performance a CDL Encoded Chroma Keyer is integral to the VSP-1200 and factory tested as a system. Why settle for a "lash-up", when in one state-of-the-art VSP-1200 Series Switcher you can have it all!

- **RGB or Encoded Soft Chroma Keying** from cameras, video tape, film, SLO MO'S or any video source including a transparent shadow for real presence.
- **Soft Edge Wipes** using any pattern including vignettes.
- **Spotlights** with a variable background density for a true stage effect.
- **Cameo** — a colored spotlight
- **Borderline** — Titles, keys, matte keys, chroma keys, inverted keys with a black or white edge or a drop shadow.

Hundreds of effects can be obtained from a VSP-1200 Switcher with only 1 VS-1200 Mix & Effects Amplifier. Imagine what you could do with 2 or 3!

It all comes together in the VSP-1200's. From the VSP-1240 with one Mix & Effects Amplifier to the VSP-1270 with 3 . . . and with options that boggle the mind.

You can trust the quality and reliability that has become a trademark of Central Dynamics throughout the world.

If you need more convincing send for our new brochure, "On With the Show", or ask to see the VSP-1200's in action. They are operating in most major cities across the country.



CENTRAL DYNAMICS LTD

Canada:

147 Hymus Blvd., Montreal, Que., H9R-1G1
514-697-0811

U.S.A.

230 Livingston Street, Northvale, N.J. 07647
201-767-1300



Encoded Chroma Key — Soft Key



transmitter was designed—a day when program material didn't keep the transmitter continuously nudging the 100% modulation mark—and you will realize that it has a built-in “energy crisis.” Unless the source impedance is low at all modulating frequencies, and the reserve capacity is high, you are in for trouble. Mercury vapor rectifiers are notorious for increasing their series resistance with age; consider replacing them with the new silicon stacks. Check the capacitors here, too; a dried-up oil capacitor offers undesirable high impedance to the modulator section. (Don't be tempted to parallel additional filter capacitors across the existing one to “beef up” the power supply. You will encounter an effect called “power-supply bounce,” in which the transformer and rectifiers can't deliver the necessary current fast enough to keep all of that capacitance charged.)

After you are satisfied in these areas, make sure your transmitter is properly tuned. If you really want to do this properly, have the complete RF path gone over with an impedance bridge. You cannot rely on current peaking and dipping using front-panel meters. Remember that you are not merely looking for the proper impedance at your carrier frequency; the sidebands are critical. Be sure the impedance is symmetrical and flat on either side of the carrier. Keep in mind that the grid drive for each stage, which is a function of tuning, must be exactly right for the transmitter to operate at design efficiency; you will waste valuable power otherwise.

Tuning is especially important in transmitters that are designed for high efficiency in the final (90% or so). These transmitters employ a cluster of third-harmonic traps in the final, in order to minimize wasted power. Unless these traps are tuned precisely (a difficult task, by the way) they are useless, which means almost automatically that the power supply is inadequate to power the transmitter, because of the reduced efficiency. The power that is robbed by the RF section because of this is robbed from the modulator section, and you find yourself right back at the problem of “mushy” sound. Before you bother to make another step, you will have to get the transmitter working at an honest 90–95% efficiency, because all your other efforts will fail while the transmitter is acting as a power hog because of mistuning. Call in outside help if necessary.

A note should be made here about “super-modulation”: the attempt to achieve 125% modulation in the positive direction while maintaining 100% negative modulation. Whole articles have been written on this subject alone, and many a myth still hangs on it. Let's look at a few facts.

As you raise the level of modulation, the power requirements of the transmitter increase exponentially, by the square. Unless your transmitter power supply is healthy, the modulator in like-new condition, and the transmitter meticulously tuned, you are probably deceiving yourself in trying to attain this high level of modulation. The most common result of turning the positive modulation up to 125% is a corresponding loss in negative modulation depth. The net effect is nothing, because all you have done is shift the centerline of the modulation envelope a little higher (it won't sound any louder coming out of a receiver), and raised your electric bill somewhat. Super-modulation

requires wider swings of the modulator than usual and unless the transient response of the power supply is excellent there will be insufficient power remaining for the modulator to swing completely negative after a large positive peak.

If you find yourself “playing” with the audio to produce the asymmetry necessary for 125% positive modulation, take that as a warning that your transmitter is not meant to super-modulate. Experience has shown that the male voice, and even heavily-processed records, exhibit a consistent asymmetry ratio much greater than 1.25 to 1. Therefore, if normal audio doesn't *easily* give you 125% positive modulation peaks, it is the fault of your transmitter and not your audio processing (this assumes you are using a modern AM limiter that provides for an asymmetrical signal output). Forcing asymmetry out of a transmitter that doesn't like it usually produces enough distortion to obliterate the BRIGHT sound the program director wants, for reasons discussed above.

Check carefully before you turn up the modulation.

Audio Processing

At this point we have finally worked our way back to the audio processing gear the program director ordered. In case any readers have skipped ahead to this section, let me re-emphasize what I have been saying all along: audio processing devices *cannot* make up for deficiencies farther down in the system. Let's look at some useful audio equipment, and establish some useful *functions* for the equipment.

The Limiter. This is one piece of gear you can't do without, because it is essential to prevent overmodulation on instantaneous audio peaks. Some stations attempt to make their limiters do more than this, however, which often causes trouble.

The state of the art today allows limiters to be designed with virtually instantaneous response to audio peaks. This works out very well, as it turns out, when the limiter is operated so that normal program level pushes it no more than about 3 dB into its limiting curve. If you attempt to boost the density of your audio signal with the limiter by raising the input level, a curious thing happens: because of its fast response the limiter trims off all of the high-frequency components of your audio signal! If the program director wants the station to sound BRIGHT, and yet insists on operating the limiter with the front-panel meter pinned, he is driving with the brake on.

Furthermore, at this limiting level, some commercial limiters are unable to cope with sudden bursts of program material, such as those that come after pauses in a network newscast. If these bursts slip through overmodulation results, and so you have to reduce the input level to your transmitter accordingly. But this defeats the purpose of attaining high modulation, which was what everyone thought the limiter was for in the first place. It is better to reduce the input level to the limiter, and make it do only the job it was designed for.

Clippers. These devices, with back-to-back signal diodes across the audio line, are very easy to home brew, but they spell BIG TROUBLE. A clipper can singlehandedly do more damage to your audio signal than anything else in the system.

The theory behind clippers is valid, *given ide*

What do you call a great new synchronizer that does everything you need and costs under \$2000?

We call it **minimag**[®]



MINIMAG is the lowest priced and the smallest professional-quality synchronizer in the industry. Works with every type of multi-track machine — video or multi-channel audio, sprocketed or unsprocketed.



MINIMAG synchronizes any two mag tapes. Connects two 16-track machines to function as a single 32-track machine. Provides variable or fixed delay effects. Keeps an audio recorder in perfect sync with a VTR or audio "sweetening", including offsets... synchronizes TV and stereo FM simulcasts... permits remote overdub recording without releasing the master tape.



MINIMAG is a complete unit, including its own code generator. Simple to operate. Can be installed in less than 15 minutes.



MINIMAG has a capture range of ± 50 seconds and will maintain sync, or variable offset for any length of time regardless of tape stretch or shrinkage.




MINIMAG measures only 1 3/4" high x 19" wide x 12" deep for convenient rack mounting. Plugs into any 115/230 volt, 50/60 Hz power

source. Power consumption is only 2 Watts, (100 Watts with the optional motor drive amplifier required for machines with synchronous capstan motors).



MINIMAG was developed by Automated Processes, creators of the MagLink[®] Synchronizer, and one of the most respected names in recording and broadcasting equipment. Our consoles and audio components have long been recognized for their quality and performance. This tradition of serving the professional has been continued in this new synchronizer.



AUTOMATED PROCESSES, INC.
80 MARCUS DRIVE, MELVILLE, NEW YORK 11746 • 516-694-9212

Circle 130 on Reader Service Card

diodes. Unfortunately, the Ideal company is not marketing any diodes at the moment, so we are stuck with imperfect ones.

All real-world diodes have a characteristic rounded "knee" in the region where the switch from non-conduction to conduction takes place. An ideal diode would have a perfectly square corner at this point. The knee region represents a very serious non-linearity to introduce into the audio line. If your clipper is set to conduct (clamp the signal) right at the 99.9% modulation point, and your compressor is keeping the average signal level fairly high, the extremities of your audio waveform will constantly be entering this non-linear region of the clipper diodes, giving rise to every form of distortion. The non-linearity is heightened by time-dependent characteristics of the diodes, such as hysteresis.

"But," you argue, "my limiter has clipping diodes at its output. How can they get away with it, while I can't?"

Two reasons. First, these diodes do not operate all the time. They are placed there as a final safeguard against overmodulation, in the event a signal that is too high in amplitude manages to slip through the normal limiter circuitry. Second, since the limiter designers were cognizant of the knee effect, they placed the diodes in a relatively high-voltage circuit, so that the effect of the knee would be minimized in relation to the amplitude of the signal. But even this arrangement would be found wanting if the diodes were called upon to control the audio level continually, rather than occasionally.

So, if you are using a clipper, take it out and throw it in the dumpster.

The Compressor. This unit goes under a variety of trade names, and may work on a variety of principles, but the basic objective is the same: to keep the average level of the audio signal as high as possible. This is very important for several reasons.

First, in transmitting over AM radio, you are transmitting into a noisy medium. To overcome this problem, the compressor reduces the dynamic range of the program material, which improves the average signal-to-noise ratio of your transmitted signal.

Second, the compressor compensates for careless operators and the inconsistent studio levels that result, by bringing up the level of a program signal that is too low coming out of the studio. Not only does this insure that the listening audience is likely to be able to hear your broadcast, but in the process the compressor keeps you in compliance with the FCC's minimum-modulation requirements.

Most important to the program director, however, is the matter of *aesthetics*. The PD wants a distinctive and LOUD-sounding signal, and he knows that apparent loudness is most effectively achieved by consistent, dense modulation. You may not particularly care for the blaring, pumping sound that many program directors seem to cherish, but the engineer does not have the ultimate decision here.

The best advice is to try a number of the units on the market, because they are all different in the sound they produce. And many manufacturers allow for trial loans. Try to avoid proposals for connecting two or more compressors in series, a ploy advanced by many program directors on the theory that if one is

good, two must be twice as good. Experience shown that a second unit will often serve to counter the effect of the first.

Equalizers. These should be used sparingly, if at all because there is such a temptation to use them to correct problems that are beyond their control. There may be some merit in reducing low frequencies with an equalizer, because thundering bass notes contribute little to the overall loudness of your signal, and cause the compressor and limiter to pump unnecessarily. There may also be some merit in boosting audio *slightly* in the 2-3 kHz range (no more than 2 dB), since studies have shown that the ear is particularly sensitive in that region. But an equalizer can be called upon to do much more than this.

An equalizer will *never* make up for the inadequacies of the transmitting system. Boosting various frequencies indiscriminately can actually *reduce* your overall modulation level.

Suppose you raise the level at 5 kHz by 6 dB. Since modern programming material is rich in energy in this range, the signal around 5 kHz is going to be your limiter 6 dB higher than everything else. When this occurs, the limiter *must* reduce its gain 6 dB to avoid overmodulation. You have thus reduced the effective modulation level at 1 kHz to around 50%. Suddenly the value of the 5 kHz boost looks very questionable.

If you are not hearing enough high-frequency content on the air, take a trip to the transmitter site and find out why. Meanwhile, it would be better to take the equalizer out of the racks and hide it somewhere.

Some program directors, after being told all the reasons why they shouldn't have an equalizer before the limiter and/or compressor, hit upon the rather novel idea of putting an equalizer *after* the limiter ahead of the transmitter input. Although our intuitive sense may rally against putting *anything* between the limiter and the transmitter except a pair of wires, the program director may insist on a more tangible argument. Here it is.

First, you can never exceed full modulation, no matter where you put the equalizer in the system. If you boost at 5 kHz by 6 dB, you still have to turn down the input level to the transmitter by 6 dB in order to prevent overmodulation, just as in the earlier example. Yes, you have to turn down the modulation because the FCC will nail you otherwise, even if you didn't mind having a terribly distorted signal that splattered all over the dial.

Second, any frequency-shaping filter brings with it two effects. It attenuates or boosts certain frequencies, which is what we want it to do. But *in addition* any audio filter introduces a variable time-delay which affects the frequencies *within the passband*. This is called *phase shift*. When this occurs, audio peaks that seemed to be within allowable limits are moved around and pile on top of each other, where they add algebraically. You end up having a totally unpredictable source of overmodulation, and the only way to guard against FCC citations is to turn down the input level to the transmitter. But this loss of modulation defeats our purpose.

It is a mathematical certainty that the problems introduced by filtering *cannot* be gotten around. The

continued on page 39

ITC does it again! All new PD-II Series

A moderate priced tape cartridge machine built to outperform and outlast today's market.



Reproducer \$550.00



Recorder/Reproducer \$775.00

Let's say you need a cart machine that will do a basic job . . . record and play mono tapes in the "A" size cartridge and stop automatically on the 1 kHz cue tone. Never before has a manufacturer offered so much to assure the excellent performance and long-lasting operation you have every right to expect.

Our new PD-II Series could be the smartest cart machine buy you ever made. We don't claim the lowest price on the market, but when you consider the long life expectancy, minimum maintenance, the many exclusive features and outstanding performance, the PD-II becomes a sure thing in the "best buy" category.

The PD-II Series includes a combination of impor-

tant features found nowhere else in the economy priced field. Examples: A direct drive capstan motor, 1/2 inch aluminum deck, an air-damped solenoid, plug-in printed circuit cards, micro-adjust head assembly, adjustable tape guides and no lubrication required. Each and every feature is designed to deliver quiet, accurate and long-lasting performance. And the units are so compact that three may be mounted side-by-side in a 19 inch rack.

There's no longer any need to compromise on performance for the sake of a low price. The PD-II will deliver a fantastic job year after year and is certain to become a favorite in hundreds of broadcast stations across the Nation. For complete information, call us *collect* at 309-828-1381.



INTERNATIONAL TAPETRONICS CORPORATION

P. O. BOX 241 2425 SOUTH MAIN STREET BLOOMINGTON, ILLINOIS 61701

Circle 131 on Reader Service Card

The Noise Fighters: Using New Routes Into FM

No recording studio above the street-front walk-in level would operate without noise reduction circuitry today. But broadcasting, with perhaps even more to gain from noise reduction, has been brought up short by the difficulties of choosing a system and getting decoders into millions of receivers. Now, however, the makers of noise-reduction equipment have found some routes *around* those hurdles, and broadcasting's noise-reduction era seems about to open.

We can count on any FM broadcaster's agreement with this proposition: we would get a fine boost in audience size and satisfaction from cutting the noise in FM program material as heard at the receiver, by 10 dB or more. It obviously should not depend on power increases or skewing of the radiation pattern. It would be especially welcome in stereo, which gave away more than 20 dB of S/N ratio to get its two-channels.

Recording, of course, has been using such circuitry for years now—Dolby is world-wide, and the two

other major systems, Burwen and DBX, also have strong markets in the recording studios.

But broadcasting, until recently, had barely wet its toes. The largest barrier was the scarcity of decoders among the listening public and the problem of compatibility. A few stations have put out Dolby "B" encoded signals more or less regularly over the past couple of years, and report little or no unhappiness on the part of listeners, (see notes on WVUD, below).

Chief engineers at other stations have held that a Dolby-encoded signal, if not decoded, is too harsh for

The Model 334 Dolby B Noise Reduction System for FM Stereo Broadcast

The block diagram shows how the Dolby B-Type encoding noise reduction system fits into an FM broadcasting chain. Each Model 334 contains two independent processor channels with common function switching.

When used to encode transmissions, the Model 334 should be considered to be part of the transmitting chain, as opposed to a studio tool, and should follow all types of conventional signal processors. However, it should precede the stereo multiplex encoder and transmitter protection-type limiter.

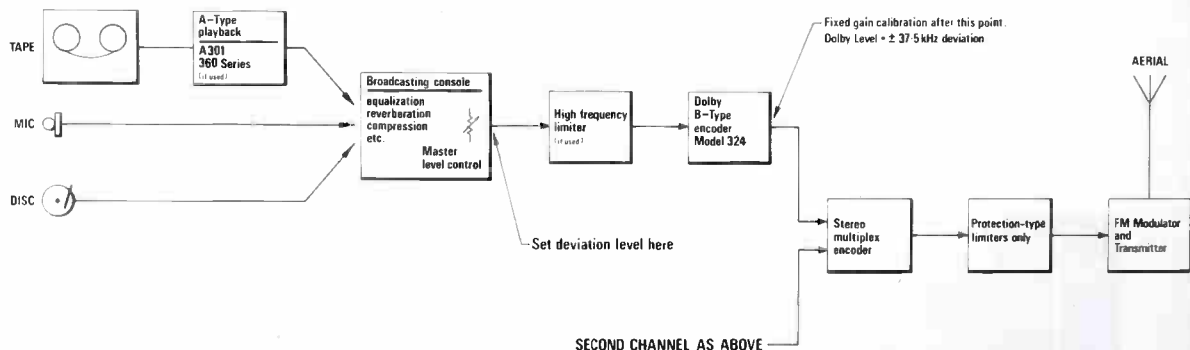
The change in time-constant is effected by a network in the Model 334, switched automatically with selection of Dolby B-Type encoding. No modifications to the transmitter pre-emphasis circuits are required; the combination of normal transmitter pre-emphasis plus Model 334 conversion network produces an effective 25 usec time-constant.

Installation is simple. Signal connections are made via a rear-mounting Cannon connector and a

level adjustment procedure is carried out (described later).

The system can be connected for remote operations. The Dolby Tone oscillator may be activated by means of a normally open push button at the end of the remote cable. The cable can be extended for long distances subject to the requirement that the total resistance in the cable is less than 1000 ohms. Similarly, a cable can be converted to remove the noise reduction action and the time-constant change; the unit then has a flat frequency response.

With a 75 usec pre-emphasis characteristic, the need to modulate the transmitter efficiently at low frequencies in the interest of good coverage often produces over deviation at high frequencies. The effects of such over-deviation are often lessened by the use of special processing units designed to prevent modulation levels exceeding 100% at any frequency. Notable examples are the CBS FM Volumax and the Gates FM Top Level or Limiter. The



their tastes. Another small incursion of Dolby circuitry into broadcasting has been in such remote-pickup operations as those of station WGBH in Boston, which has used Dolby "A" to cut noise on symphonic broadcasts coming in by telephone line, requiring an in-station "A" decoder.

But we can all see that there has been no big industry move into noise reduction. Now, new developments are opening broadcasting's door to the noise fighters.

1) The FCC in late June approved optional use by FM broadcasters of a Dolby "B" encoder that effects a reduction in the pre-emphasis to 25 microseconds, in addition to its noise-reduction action. With the Dolby encoding producing a "brightened" signal on non-Dolbyized receivers that approximately offsets the loss of highs from the drop in pre-emphasis, Dolby contends (and the FCC agrees) that the signal will be fully acceptable on all receivers.

2) Noise reduction applied to program handling within the station has begun to flourish, with Dolby, Burwen and DBX encode-decode equipment being used for recording production, and the Burwen variable bandwidth filter becoming very popular for reducing the noise in program material before it goes on the air.

In sum, we are developing three major areas of noise-reduction activity in broadcasting, each covering a section of the source-to-listener path not cov-



New Burwen variable-bandwidth filter, Model DNF-1100, (above) can be used in program line to reduce noise in source material and in preceding audio equipment.



The new Dolby "B" encoder for FM broadcasting, Model 334.

ered by the other two. The recording encode-decode systems, the Dolby "A", Burwen Noise Eliminator, and the various DBX models, cut the noise in recordings produced by the station. The Burwen Dynamic Noise Filter cuts noise in program material that, for any reason (there are many), has an unavoidable high noise content, catching the noise up to the filter input.

principle of these devices is to pre-emphasize the signal passing to the limiter circuit which then limits at the 100% level. The limiter is followed by a de-emphasis network, and the signal is passed to the transmitter.

The use of the Model 334 removes the necessity for pre-emphasis and only simple protection-type limiting is needed at the transmitter. The Model 334 should follow any processing unit which includes high frequency dynamic limiter circuits, and the high frequency dynamic limiting portions of such units must be disabled. Otherwise dull sounding reception will result. The circuits associated with any protection-type limiting must be changed so that they operate as if designed for 25 usec pre-emphasis.

In some existing installations it may be very inconvenient to place such processing units before the Model 334 (they may be installed at the transmitter, for example). In these circumstances, the processing unit may remain after the Model 334, but all processing circuits except the transmitter protection circuits must be disabled; the protection-type limiters should be maintained as for 75 usec pre-emphasis. The wideband limiter in the device should be backed off so that it operates only infrequently.

Changing the CBS Labs Volumax units when used before the Model 334, calls for the removal or substitution of several capacitors and resistors on AGC, control, and output loads. Detailed information is available from CBS Labs or Dolby. Information on the conversion of the Gates Solid Statesman FM Limiter and the FM Top Level will be available shortly.

Initial calibration of encoder is simple. Model 334 outputs are fed to FM multiplex encoder inputs—with no limiters or compressors following the Model 334 (except for instantaneous protection clippers). Next the Dolby Tone oscillator button is pressed and

channel A and B output potentiometers adjusted to give 50% transmitter deviation (± 37.5 kHz). Total modulation meters in stereo stations will indicate 59% (50% audio + 9% pilot), and in stereo stations with SCA 69% (50% audio = 9% pilot + 10% SCA). The Dolby Tone oscillator button is then released and channel A and B input potentiometers adjusted to give required modulation level.

The program may be transmitted conventionally, or in 25 usec Dolby FM modes by appropriate push button selection. Note that the transmitter preemphasis remains at 75 usec. The time-constant change is effected by a network inside the Model 334 unit.

The change to 25 usec pre-emphasis in the Dolby FM mode allows broadcasters to raise the transmitted modulation level with many types of program material. To achieve this increase, the channel input potentiometers, or the sending level from the console into the unit may be increased. Do not adjust the Model 334 output level potentiometers or any gains after the 334.

Until B-Type decoders are generally incorporated into receivers, Dolby Tone should be transmitted periodically to allow listeners to adjust or check level on add-on Dolby decoders. When FM broadcast stations conduct proof of performance tests (FCC rules, Section 73.254) Dolby encoding should be removed by switching it out.

The Model 334 may be used as a decoder for quality monitoring. Inputs are connected to the output of high quality conventional (i.e. 75 de-emphasis time-constant) off-air receiver. The outputs of Model 334 are connected into a normal monitoring system. The receiver may then be tuned to any station transmitting Dolby Tone. Noise reduction action is removed and channel A and B input potentiometers adjusted until the meters on the Model 334 indicate Dolby level.

The new Dolby "B" system handles the over-the-air sector: it knocks the noise between the encoder input and the receiver output. It can't affect noise already in the program before it reaches the encoder.

Any of the three functions, used alone, can be extremely helpful. But they complement each other, and it is conceivable that a station could find good use for two (see below for one such station), or even all three, depending on the station's style of operation. Here are some details on these new modes of attack on the broadcaster's ancient enemy.

The new Dolby FM system

The Dolby proposal that their "B" encoder for FM incorporate a reduction in pre-emphasis to 25 microseconds has been advanced at a number of engineering meetings in the last few years. Dolby claims a big plus from the system, over and above the noise reduction action. FM broadcasters are caught in a three-way bind: they can let the transmitter overload on high-frequency peaks (splatter, possible damage); they can run the overall level so low that they lose practically all the signal/noise advantage the pre-emphasis is intended to supply; or they can compress and limit severely on the highs, flattening dynamics and degrading signal quality (the usual choice).

The reason the 75-microsecond pre-emphasis is today handing broadcasters this packet of unhappiness is that the high-frequency energy in program material is much higher than it was when the FM pre-emphasis was set. Wide-range microphones, used close-up in the current multimike recording techniques, and the extension of the bandwidth of recording equipment in general, have produced material in which the high-frequency energy, on average, is far above what it was when the 75-microsecond rule was made.

So when the material is boosted at 75 microseconds before hitting the transmitter, the high-frequency peaks will often be far above the average level, forcing the broadcast to use heavy limiting. Cutting the boost to the 25 microsecond curve will allow the broadcaster to reduce the limiting, or raise his overall level, or use some combination. (Some stations using the new encoder, says Dolby, have been able to increase the level more than 5 dB, and still get a better-quality signal).

A group of station engineers questioned by BM/E agreed in general, that the pre-emphasis reduction held large promise for improving FM quality, giving the station a chance to produce a signal far closer to the old "high fidelity" promise of FM. Most FM signals have not qualified. Every one interviewed had either ordered one of the Dolby encoders or was strongly interested.

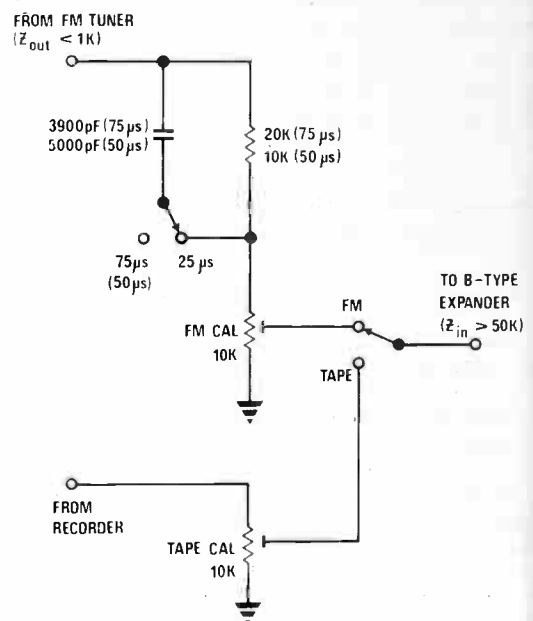
Dolby told BM/E that they had sold about 50 of the encoders, to FM broadcasters, with deliveries fully underway. Dolby is also announcing, just as this issue reaches distribution, a new "B" encoder, the Model 334, which has essentially the same circuitry as the Model 324, (which it supercedes) but a smaller package and other improvements noted in the accompanying box.

In the box we also summarize information from Dolby on how to install the Model 324 and 334 with a few cautions to be observed.

The expert use by Dolby of what is in a sense an accident of technology—the offsetting of the pre-emphasis drop by the Dolby "brightening" on non-Dolby receivers—therefore seems about to clear the way for FM to get that big boost we talked about; and stereo FM, especially, will benefit.

At the receiving end, the full benefits will be realized, of course, only on equipment with Dolby decoders adjusted to the new pre-emphasis curve. Listen with such decoding equipment will get the full benefit of the Dolby noise reduction, plus any improvement in signal quality effected by the station in taking advantage of the reduction in pre-emphasis. All receivers with Dolby decoders built in (at this writing, so models of Marantz Lafayette, and AKAI) apply the new de-emphasis curve when the Dolby is switched on.

For existing stand-alone Dolby receiver decoders there will be add-on compensators (such as the Swcraft Model 621, audio net about \$8) to effect the de-emphasis change; or a filter can be built accordingly.



Circuit of adapter which will adjust de-emphasis curve to 25 microseconds when added to earlier Dolby "B" decoding units. Commercially-made adapter units are also becoming available (see story).

the circuit in the accompanying diagram, supplied by Dolby.

Listeners without Dolby decoding will get improvements in audio quality from reduced limiting, plus improvements in S/N ratio from any lifting of the modulation level.

Even without Dolby's neat capture of the over-the-air job in FM broadcasting, the Burwen and DBX encode-decode systems would have found it very difficult or impossible to move in because the encoding in both cases is too "deep" for ready compatibility with non-decoded receivers. But these systems, along with the Dolby "A," are beginning to move into stations that do high-grade production work, for themselves and for others. When a station becomes in part a recording studio it will sooner or later find the advantages of noise-reduction circuitry worth the money it costs. This is a sharply growing function in larger broadcast operations.



Crowd controller.



Talk about trouble-free remotes! The Shure SE30 Gated Compressor/Mixer gives you mixing, "hands-free" gain riding, and 600-ohm line output capability—all in one portable, professional package. Its unique Gated Memory circuit licks the "pumping problem" by holding the compression level constant during program pauses, and releasing it when the signal returns—eliminating crowd noise build-up between words and sentences. In news, sports, and special events remotes, the SE30 compresses *in the field*, so signal-to-noise ratio is optimized for superior telephone line transmission and higher program quality—without manual gain riding! Functionally engineered, with self-contained standby battery power supply, built-in tone oscillator, VU/dB compression meter, and full compatibility with associated professional equipment. For complete information, write:

Shure Brothers Inc.
222 Hartrey Ave., Evanston, Ill. 60204
In Canada: A. C. Simmonds & Sons, Limited



Circle 132 on Reader Service Card

Knocking out noise at the source: one way to handle turntable rumble

Eliminating a *source* of noise naturally rates high in any noise-control program—if there is a practical way to do it.

Turntable rumble could be one such source in some stations. A turntable in the front line in a broadcast station has to be a rugged device—carrying a flock of disc jockeys through the day takes mechanical and electrical stamina. And there has been widespread opinion among broadcast engineers that the recent hi-fi consumer tables with extremely low rumble were too delicate for broadcast service. So the tendency has been to stay with time-tested models that were pretty noisy.

But many FM stations, particularly those trying to serve a musically-aware public, tuned to rock, or jazz, or classical, have been getting more and more negative listener reaction to turntable rumble. As pointed out in earlier articles here (see Ned Soseman's discussion, for example, in the March issue), a lot of FM listeners today have hi fi systems that put out a walloping bass: even moderately priced systems may have respectable output to 40 or 50 Hz. Turntable rumble easily becomes obtrusive on such systems.

The design of a turntable that is both rugged and quiet does not seem outside the industry's capacities. It may be rather expensive, since mechanical precision tends to be costly. But the recent experiences of two good-music stations indicate that it can be done.

At WQXR, New York's veteran classical-music station, Zaven Masoomian, chief engineer, found listener complaints about turntable rumble building to one of his most pressing problems. He says that rumble filters cut out too much of the music. His survey of available broadcast-type tables did not turn



Chief Engineer Zaven Masoomian and engineer Alan Lintz try out one of new Panasonic SP-10 turntables

up any he considered quiet enough.

A little later the Panasonic SP-10, a new table with a radically different drive consisting of a brushless dc motor, fastened directly to the table, caught his attention, and he gave it a trial. So far, says Masoomian, the table has solved the problem: rumble is way down, and reliability is fine.

A parallel story comes from Meyer Godesman, chief engineer of WTMI, good-music station in Miami. Again, rumble was a problem, and the station management decided to give the SP-10 a trial. "After two or three months," says Godesman, "I had to admit to the excellent performance of the new turntables. They are consistent . . . and require little or no maintenance . . . rumble is so low we can't hear it."

When the material recorded is to be used in the station's own programming, there are obvious advantages in starting with a low noise content. The over-the-air "B" system, as noted, won't help with noise in the program before it reaches the encoder. In fact, as the experience of WVUD suggests (see below), high noise in the program material may become more evident after Dolby encoding, on non-Dolbyized receivers unless the net pre-emphasis is reduced. With that reduction (plus Dolby B) listeners without decoding are no worse off than before on *program* noise (as differentiated from transmission noise).

The Bandwidth Filter

When it is not practical for a station to use encode-decode noise reduction within the station, the use of the third form of reduction, the variable bandwidth filter, becomes especially attractive. It is also useful against the whole familiar packet of noises that get into program material before it reaches the transmitter, including noisy cart or open-reel playback equipment, turntable noise, mike pickup of ambient noise, and noise in remotes.

As every engineer knows, the variable-bandwidth filter is a very old idea, repeatedly introduced and abandoned over the years. Its current resurrection, most notably by Burwen, depends on improvements in

design that have apparently eliminated the old disadvantages of high distortion and very noisy action. Burwen's Model 1000 Dynamic Noise Filter is in use on more than 50 radio stations; a representative group of them interviewed by BM/E were nearly unanimous in praise.

Milton Smith, chief engineer at WPGC in Washington, and formerly chief engineer at WPIX-FM in New York (where he also used the Burwen filter) had this to say about results:

"We are getting an improvement on the order of 10-15 dB in our overall S/N ratio, and much more than that on some program material."


He reports control of, among others, the noise from low-frequency motor vibration transmitted to live microphones; the surface noise on old recordings; and the line noise and short-wave radio noise on new feeds. He notes a "dramatic improvement" in the quality of playback from carts onto which recorded material has been dubbed.

Smith uses the filter in the telephone line from radio to transmitter, just ahead of the final limiting amplifier which is before the stereo generator.

At WRFM in New York, Joseph Losgar, chief engineer, says the Burwen filter got him out of trouble with cart noise and ambient noise pickup by microphone.

continued on page

We couldn't buy the right switcher



...so we built it!

VIDEO CONTROLLER AND GUARANTEED BY COMPUTER IMAGE

Computer Image Corporation, developer of electronic animation systems, required a switcher not available on the market. Computer Image engineers solved their own problem ... and made available to you ... a complete switching capability with performance features found only in the industry's most expensive custom switchers.

COMPARE THE VIDEO CONTROLLER WITH OTHERS AT ANY PRICE.

The VIDEO CONTROLLER family of outstanding professional vertical interval switchers is designed to meet exacting broadcast standards. Latest state-of-the-art techniques, including computer compatible controls have been incorporated to reduce the development of custom switchers at a new low cost.

Represented nationally by:

Associates
Stanton Road
Fair Hill, New Jersey 08003

Dyer Electronics
Wixom Road
Wixom, Michigan 48042

Associates
Warner Drive
Atlanta, Georgia 30319

Denver
Box 158
Green, Colorado 80439

Cast Communications Devices
La Palma Avenue
San Dimas, California 92407

Parallel video processing, linear keying for soft or bordered wipes and a unique pattern generator capable of generating over 100 effects with a 15 button control panel are the major innovations distinguishing the VIDEO CONTROLLER from other switchers: You get more features for the dollar than with any other switcher on the market!

Computer Image Corporation solves total systems problems ... computers, visual displays, television, video production.


In 1972 Computer Image won an Emmy for "outstanding achievement in engineering development" for its unique electronic animation systems for television.



Animac, Scanimate and CAESAR electronic computer systems have been used extensively for over six years to produce films and video tapes for commercial and educational TV.

As you compare VIDEO CONTROLLER with other switchers be sure to ask about delivery schedule, guarantee and price.

For further information call or write:
Vice President, Marketing, Video Controller Division,
COMPUTER IMAGE CORPORATION
2475 West 2nd Avenue, Denver, Colorado 80223. (303) 934-5801.



Circle 133 on Reader Service Card

Modular Approach Big Factor in Audio Consoles for TV and Radio

New companies entering the field



(Top) Custom audio console for WBEN-TV, Buffalo, has 11 inputs consisting of 11 pre-amps and one 6 X 18 high level input select panel. All channels have mixer modules (two with equalizers). Six have submaster modules. There is a custom built four-input telecine mixer. Monitor pushbuttons can look at three program channels. Unit has built in test oscillator.

(Middle) Custom console for Oral Roberts Univ. has 16 inputs all with mixers and equalizers. There are eight program out channels and eight compressor-limiters via a jack field. Console has one echo and one foldback circuit.

(Right) Another custom BC-100 audio console built by RCA for KCRA, Sacramento, has 16 inputs (eight three-input preamps; eight single-input high level) all with mixers. Eight are equipped with equalizers, four with submaster mixers and echo send controls. KCRA has four program channels.



"Infinite inputs, infinite outputs, infinite switching ... assembly of systems without limitations" are the phrases used by RCA to describe custom built audio equipment, the BC-100 series. BM/E had seen the custom unit at WPIX-TV built several years ago—a large 25 input unit with a number of special features* including a 21 X 5 relay switcher with digital readouts to punch-in multiple feeds (film, VTR, tape carts, etc) and six selective submasters. BM/E also knew that the New York City production house Lewron Television had a 20 input console and that the four output channels each fed one by two splitters. We suggested that RCA might spotlight some of the trends in audio for television and radio based on recent installations.

The photo gallery on this page, picked from over 30 installations, reveals no particular trend other than that each station can get the configuration it wants—at reasonable cost. For example WBEN-TV worked in a telecine mixer—as do most TV stations. Ora

continued on page 40

* Other features: two submasters (out of six) have compression amplifiers; also a warping mixer to mix six inputs at various levels. Echo-send channels and pre- and post faders for everything, are other features.

In miking a drum set or other instruments for which greater separation is required, the C-414 has a hyper-cardioid pattern (in addition to switchable cardioid, omni or figure-eight).

For a close range vocalist, brasses or other sources generating high sound pressure levels, the C-414 is capable of handling 124 dB SPL with less than 1% distortion (THD of complete system, including capsule; whereas others specify preamp. only) and if all else fails, the C-414 has a switchable 10 dB pad to prevent overload of its own preamplifier and your inputs.

And to help you cope with dynamic range, the C-414's equivalent noise level is 21 dB (DIN 45405).

You can power it directly from your console (standard 24 v. B+). It doesn't require a special card. It's also fully compatible with the popular AKG C-451E. Both were designed to make you happy.

The C-414 will live up to your standards. Contact your professional equipment supplier or write directly to us.

AKG MICROPHONES • HEADPHONES

Distributed by
NORTH AMERICAN PHILIPS CORPORATION
100 E. 42nd St., N.Y., N.Y. 10017




The AKG C-414

It's all a matter of professional judgment.



Circle 134 on Reader Service Card

At the NAB Convention, RCA introduced the new BC-50 modular system more compact in size and lower in cost for do-it-yourselfers.



(Left) Variable bandwidth equalizer from Modular Audio has three independent overlapping bands. Panel size is 1-1/2 in. X 5-1/4 in. high.

(Right) Op amps are the universal circuit used in modules. This one has two complete amplifiers for flexibility in a small size.



Brick, l, and Gittleman, r, Modular Audio predict more voltage controlled circuits for automatic programmers.

Roberts University allowed for compressor-limiters. Each unit is built around five types of input modules (two different pre-amps, three high-level units with 1, 3, or 7 inputs), two mixer modules, an equalizer submodule and an iso-mix submodule. Heart of all these units is an op-amp submodule. Control monitors take on a variety of shapes but usually fit in a space equivalent to a number of input modules.

Should you prefer to assemble your own system without factory help whatsoever, this is possible also. At the last NAB Convention RCA showed the BC 50 series, intended expressly for serious do-it-yourselfers. Modules are somewhat smaller than those used in the 100 series.

The modular approach has long been promoted by companies such as Robins/Fairchild, ElectroDyne (Cetec) and others. It is likely to grow even more. Companies have sprung up just to serve the recording industry. Automated Processes Inc., for example, is a more recent company to appear to serve both the recording industry and broadcasters. These companies are offering a wider range of modules than the RCA broadcast line for example. A brand new company on

the scene is Modular Audio Products Inc., Bohemian N.Y. Modular Audio principals Julius Brick, president and Marty Gittleman, chief engineer) claim modular products offered to broadcasters has not kept up with the state of the art. Perhaps everybody uses the same op-amp, but it's how this universal device is put into function boards that makes for differences. Modular Audio's initial products are much like a one else's—input modules—but it says watch the future. This spring it introduced a state of the "equalizer" for individual channel use. It has three dependent overlapping frequency ranges—50 to 500 Hz, 300 to 3 kHz, and .5 kHz to 15 kHz. Each has its own continuously variable center frequency and bandwidth controls. One shapes only the point where there is a problem—not an entire subband. Modular Audio sees a variety of new products included as necessary including more voltage controlled circuits to meet demanding audio needs.


Some of these "future" modules were shown at the Audio Engineering Society Convention in September as we went to press, and BM/E will report on them in the future.

BM

We penetrate the San Francisco Bay Area

27 of the 39 San Francisco Bay Area FM stations have purchased Jampro FM antennas. Of the top 9 stations with 50 KW or more ERP, 8 have Jampro antennas. And for many good reasons! Better stereo performance due to lower VSWR. High power corona-free operation in foggy San Francisco mountain top transmitter locations. Join the majority of FM broadcasters in the 5th largest market in the country, serving over 1.6 million homes, with 3.3 million adults*. Buy a JAMPRO antenna, if you don't already have one! Choose from four different types to meet your particular power and coverage requirements. Phone or write us. Our experienced antenna engineers will be happy to discuss your requirements.

**Statistics available upon request*



JAMPRO FM PENETRATOR ANTENNA



Let Jampro help you penetrate your market!

J

A

M

P

R

O

**ANTENNA
COMPANY**

A DIVISION OF
COMPUTER EQUIPMENT
CORPORATION
(916) 383-1177
6939 POWER INN ROAD
SACRAMENTO, CALIF.
95828

Better TV Sound: The Pressure To Do Something is Growing

Here and there with the help of FM or cable, the listener can get splendid TV sound. These simulcasts, though few in number, are heightening the already widespread "sound awareness" of the viewing public. Meanwhile, the industry is studying hard how to solve the main-line problems in TV audio.

They are off the mainline of TV operation, and they are happening so far to a small number of viewers. But events like the following are highly significant nonetheless.

- Once a month the audiences of more than 50 TV stations around the country get an hour and a half of TV music with the sound transmitter in high-quality stereo, through FM stations affiliated with the TV stations, and reproducible through the viewer's FM stereo receiver. This is ABC's "In Concert," the only regular series of simulcasts (there have been many one-shot TV-FM transmissions). More on how the concerts work below.

- In several communities cable operators will soon be offering a new service—the sound of selected TV programs split out of the TV signal, put on an unused FM carrier and sent out over the cable in that form, to reach the subscriber's FM receiver through the "FM coupler" many cable companies now supply. More on this, too.

- In New York a new pay-TV (over-the-air) system was slated to go into operation just before this issue reached subscribers; it will include high-grade stereo pickup and transmission of the TV sound, with outputs on the decoder for optionally feeding the two channels directly to the subscriber's stereo hi fi system, skipping the TV receiver entirely.

There are probably other similar "end-run" approaches to getting better TV audio now in operation or soon to start. Their existence and popularity reflect and affirm the growing public "sound awareness," a development that has spurred the industry's serious talk of the last couple of years on the problems of im-

proving the main line of TV audio.

Other factors in addition stimulated the formation (in 1972) and the current activity of the Committee for the Study of Television Sound (hereafter called simply "The Committee"), which has representatives from every important segment of the industry.* There are many individuals in every part of the industry who are sincerely concerned about the low estate of TV audio, and now are pushing hard for some breakthroughs that will get improvement underway. We may speculate, too, that TV set manufacturers are beginning to think of better audio as a way to get a new edge in the intensely competitive TV receiver market.

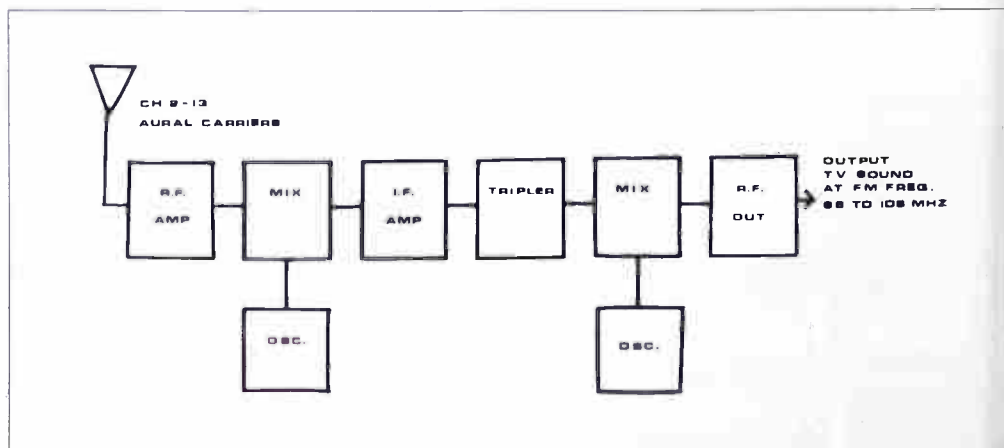
The main barriers to better TV sound are clear to everybody: 1) the telco lines that carry most TV audio around the country; 2) the peanut-powered amplifiers and miniscule loudspeakers that are standard in today's TV receivers. The over-the-air section of TV audio (FM) can easily be of top quality; but getting that quality through to the listener is prevented by the other two sections. It's a classic chicken-or-egg situation: the set manufacturer will not spend the extra money that good audio will cost if it is not available in the signal anyway; the networkers (and so far that means mainly AT&T) have a cop-out on improving transmission quality, when the better quality would come through the receivers.

That is why one of the current most serious efforts of the Committee is the development of a diplexing

continued on page

* Officially it is the JCIC Ad Hoc Committee for the Study of Television Sound. Chairman is Daniel R. Wells, PBS, Washington D.C.

Block diagram of the Catel headend processor which puts TV sound on an FM carrier, for separate transmission via cable to cable tv subscribers. At receiving end an "FM coupler" feeds carrier to the subscriber's FM receiver and high-fidelity system. Many cable companies supply the FM coupler, and a quantity of FM programming, for an additional fee.



BROADCAST EQUIPMENT

Character generator reads the SMPTE edit code, displays the time and frame information on one or



more video screens. Model VCG-85 has front-panel control of character size and position. KAITRONICS CORP. **300**

"Open air" stereo headphones are extremely light (2.3 oz), have sponge ear cushions allowing some ambient




sound to ears. Beyer Model DT302 has impedance of 2×600 ohms, power rating of 7 mW. \$29.95. EVOX. **301**

fixer with six inputs is available in kit or wired form. Prokit II has both mike and line input on each channel,



switchable mike preamp gain, LED overload indicators, slide or rotary pots. GATELY ELECTRONICS. **302**

radiation detection dipole tunes any



6 MHz segment from 50 to 260 MHz, connects directly to standard field strength meters for CATV measurements. TAC Model DET-1 has 75 ohms impedance, coaxial output connector. ANIXTER-PRUZAN. **303**

Hybrid power switches handle 60 and 100 amps at 120, 240 and 480 volts rms. New units in PACE/PAK line have complete power control circuits with diodes, thyristors and passive components in a single epoxy package. INTERNATIONAL RECTIFIER. **304**

Multi-function counter is completely remote controllable, provides time interval measurements of pulse width, period, B-A, frequency (0.1, 1.0, and 10.0 seconds time base) events period B, events B/A, and frequency ratio. Model 2319FE has internal 5 vdc power supply, eight digit display. \$725, with time base accurate to .0025% (higher accuracy optional). MODULAR DEVICES. **305**

Audio console uses modular components for design flexibility. Model




1604 will accommodate up to 16 inputs, 4 echo channels, 2 foldback circuits, 4 outputs, 4 submasters, and all other standard circuits for broadcast use. Modules are available for remote control of tape machines and turntables, or remote input selection. AUTOMATED PROCESSES. **306**

Broadcast power tetrode has a new screen grid structure which virtually eliminates negative screen current. Model 4CX250BC/8957 is a direct replacement for the 4CX250B, is ceramic/metal, forced-air cooled, with

maximum plate dissipation of 250 watts and maximum input power of 500 watts. EIMAC DIV OF VARIAN. **307**

Computer-controlled remote VTR editing system is formed by connecting Model PEC-102 digital computer with new CRT command/display console and video/audio production switcher. System allows off-line or on-line editing with up to 8 quad or



helical VTR's or multi-track audio machines, using random-access magnetic storage disc of PEC-102 to compile edit decisions. CENTRAL DYNAMICS CORP. **308**

Micro-miniature dry-reed relays in one-piece molded epoxy cases have 1, 2, or 4 form-A contacts. Coil ratings are $\frac{1}{2}$, 12, and 24 vdc, load handling up to 10 VA. \$2.50 to \$6. C. P. CLARE AND CO. **309**

Colored windscreens match microphones visually to colored dots on control knobs or sliders. The A61WS series of windscreens fit all Shure "ball-type" microphones, and provide wind and pop protection as well. \$4.95. SHURE BROTHERS. **310**

Twin-hex coax crimp tool system has selectable dies, allows use with a variety of different coaxial cables and connectors. In most cases, the same die set crimps both inner and outer contacts of the connector to the cable, with typical time less than 30 seconds. \$87 for tool, \$37 per set of dies. AMPHENOL. **311**

Programmable frequency synthesizer covers 10 KHz to 40 MHz, with 1 Hz resolution throughout. Model 5500 has low phase noise, built-in AM, 2×10^{-8} per degree/C stability (higher as option). \$4250. ROCKLAND SYSTEMS CORP. **312**

Magnetic disc memory system uses nickel-cobalt plated discs, can store up to 15 million binary digits per


PRODUCTS



second at 3600 rpm, or an analog bandwidth of 15 MHz. Model D-1 is a transport only, with drive and heads but no electronics. System stores up to 250,000 bits per track. DAVIS-SMITH CORP. 313

Multi-function counter operates to 80 MHz, has auto ranging. Model 1900A has auto reset on all functions, gate timer, filter and attenuator. Manual override allows setting resolution to 0.1 Hz; events up to 10^6 can be totalled. Display has six digits. \$349.00. JOHN FLUKE MFG. CO. 314

Gotham Audio takes a progressive step backward.



Back to the basics in tape recorder design. When the best solution to a problem was the simplest.

Because the simplest is usually the most reliable and the easiest to maintain.

The Telefunken M 12 "Magnetophon" is the result of over thirty years devoted to making the best better.

With the price of IC's and transistors so low, this generation of engineers has been tempted to smother a problem rather than solve it.

Telefunken solved the problem of mechanical tape motion control when they first invented the tape recorder in the early forties. And their engineers have been refining it, making it simpler and more elegant ever since.

They've gotten to the point where there is just not much left to go wrong, and look what they provide:

A unique mechanical servo system on both reels maintains constant tape

tension over the entire length of the tape. It also eliminates the need for brake solenoids. Typical weighted peak flutter: $\pm 0.02\%$.

Telefunken's recently developed ferrite heads and sintered ruby tape guides are so rugged that they are guaranteed for 15 years.

Take a progressive step backward to Telefunken. You'll get the benefits that can come only from the experience of the world's first tape recorder manufacturer. And you'll get these benefits at just about the same cost that you pay for domestic professional recorders.

GOTHAM
AUDIO CORPORATION

Headquarters:
741 Washington St., New York, NY 10014
(212) 741-7411


West Coast Sales Office:
1710 N. LaBrea Ave., Hollywood, CA 90046
(213) 874-4444

FM/AM modulation meter measures FM deviations to 500 KHz at carriers to 1200 MHz, and AM depth to 95% at carriers to 400 MHz.



Model 2300 has distortion and channel separation performance more than adequate to meet FCC regulations for testing systems. \$275. MARCONI INSTRUMENTS. 313

Automatic triggered scope displays color TV and video waveforms at the push of a button. Model PS Minute Man has button-selected TV



vertical, TV horizontal, 3.58 MHz front-end vector display, five times expand. It also functions as a standard 10 MHz scope. SENCORE, INC. 313

Portable video delay unit provides delay from 10 ns to 165 ns, in 5 steps throughout the range. Model UN180 (Matthey) also has a fine trim of ± 4 ns. BNC connectors can be at top or rear. TELEVISION EQUIPMENT ASSOCS. 313

Interlock 16mm film projectors include "dynamic sync control" for adjusting timing between film and separate sound track while projector running. Units are available with accessory tv package for program transfer to CCTV or videotape. \$2730 to \$4120. W.A. PALMER FILMS, INC. 313

RF adapter extends range of Model 970A digital multimeter from 10 KHz to 500 MHz. Model 9700A adapter has accuracy greater than ± 1 dB, measures 0.25 to 30 volts RMS scale. \$85.00. HEWLETT-PACKARD. 313

Digital voltmeter reads true rms. Continued on page 4

Circle 136 on Reader Service Card

Is the FM competition giving you fits with QS?

If you're an FM station in Miami, Los Angeles, New York, Cincinnati, Buffalo, Boston, St. Louis, Phoenix, Las Vegas, Stockton, Honolulu, San Diego, Sacramento, Woodland or Menomonee, and you're *not* using the Sansui QSE-5B broadcast encoder for 4-channel broadcasts, these are probably complicated times.

Because we know, and you know, that the competition out there *is* using this encoder and putting discrete 4-channel tapes, demodulated Quadradiscs (CD-4*) and even their own live 4-channel material on their FM MPX waves.

You'll have to admit, QS 4-channel is real competition.

But all is not lost.

You, too, can join the growing QS bandwagon. As early as today.

WSHE, KLOS, WQXR, WKRQ, WYSL, WBCN, KMOX, KBBC, KRGN, WGMF, WBUS, KUOP, Oceania Cable, KGB, KZAP,

WZMF, KMEQ and KSFM hooked up to QS for obvious reasons.

QS retains all current standards of hi-fi FM stereo, including signal level, S/N, dynamic range, frequency response.

QS helps you retain your present service area and still broadcast realistic 4-channel. The size of your audience and your total rating position should even *expand*.

QS is quite frankly an inexpensive proposition. An investment of about US\$900 buys and installs the QSE-5B. You will have to agree that that is not a burden if you're serious about catching up with the competition.

Are you listening to QS 4-channel stereo on someone else's airwaves?

Good, then you know what a quality sound it is.

Wouldn't you like to hear the same sound on your own bandwidth?

Good, we'd certainly like to talk to you.

*TM JVC Inc.



Sansui

QS 4-Channel Stereo. **QS** Are you listening?

*QS is a trade mark of SANSUI ELECTRIC CO., LTD.

SANSUI ELECTRIC CO., LTD. 14-1, 2-Chome, Izumi, Suginami-ku, Tokyo 168, Japan/Telephone: 323-1111 SANSUI ELECTRONICS CORPORATION
NEW YORK: 55-11 Queens Blvd., Woodside, New York 11377, U.S.A./Telephone: 212-779-5300 LOS ANGELES: 333 W.Alondra Blvd., Gardena,
Calif. 90247/Telephone: 213-532-7670 SANSUI AUDIO EUROPE S.A. ANTWERP: Diacem Building, Vestingstraat 53-55, 2000 Antwerp, Belgium/
Telephone: 3-315663~5 LONDON: 39-41 Maple Street, London, W1P, 5FU, England/Telephone: 580-5353 FRANKFURT: Reuterweg 93, 6 Frankfurt
Main, West Germany/Telephone: 590-700

Circle 137 on Reader Service Card

PRODUCTS


dc voltages, with 1 microvolt resolution. Model 3620A spans 10 mV to 1 kV full scale, has a 4½-digit liquid crystal display, overload protection to 1 kV, and typical accuracy of ±1% of reading +1% of full scale. \$1395. BALLANTINE LABORATORIES. 320

Opto-coupler has minimum 2000 v input-output isolation, 80% current transfer ratio. Model NCT-200 has 0.5pF isolation capacitance. \$1.65

(in quantity). NATIONAL SEMI-CONDUCTOR CORP. 321

MTV chassis is designed to expand capability of TT-200 series of tv transmitters. The single 5½" rack panel holds the Dynair VS-206A video switcher, which switches any of up to six video inputs to one output; and the Shure M67 audio mixer which switches up to four audio inputs. ACRODYNE INDUSTRIES. 322

FM antennas are rated at 1000 watts per bay. Model CP-1000 (circularly polarized) and HP-1000 (horizontally polarized) are parallel fed, so two



bays is rated at 2 KW, etc. Radiating elements are 1-inch OD stainless steel tubing. PHELPS DODGE COMMUNICATIONS CO. 32

Mini-console for tv control has four channels, four monitors. Model AVX-500 has slanting front panel room for special effects equipment.



on lower level. \$295. With Sony Seg-2, PVM-400 and MX-90 wired, etc., \$2365.00. AVONIX. 32

New universal tv remote control, usable with any tv receiver, has a converter, connected between antenna and set's antenna terminals, and a cord-connected remote control unit with pushbuttons for all channels and functions. Model TRC-12 operates by adjusting voltage on a varactor diode oscillator in converter, which changes each channel to channel 2 or 3, whichever is unused area. \$100. JERROLD ELECTRONICS. 32

DC power supply series have efficiency up to 85%, power outputs up to 2700 watts. DCR-B solid-state power supplies have eight voltage ranges to 600 vdc, claim mean time between failures over 25,000 hours. \$400 to \$1125. SORENSON CO. DIV. OF RAYTHEON. 32

Programmable pulse generators handle eleven parameters controllable by serial or parallel BCD input. Models PX-30 and PX-31 provide pulse amplitudes up to 10 volts, into 50 ohms from 50-ohm source. Repetition rate is up to 9.99 MHz. PX-30 uses 8 input lines, PX-31 8 input lines and ASCII code. PX-30, \$3750; PX-31, \$4500. PHENIX ELECTRONICS. 32

Powerline surge protectors use the
Continued on page 33

Reel-to-reel... for real



Exciting things are happening in the reel-to-reel market. And it's all caused by a new machine called the ITC 850 Series. Here is the result of a long series of consultations with broadcasters to determine what they most desired in a reel-to-reel machine. Then we added a few innovations of our own. Truly, the 850 Series is equipment designed specifically with the professional broadcaster in mind. Some 850 features: motion sensing, multi-function edit mode, super quiet operation, automatic tape lifters, TTL logic circuitry, capability of handling dissimilar size reels... and more too numerous to mention here. If you're in the market for something new and vastly improved in reel-to-reel, a **collect** call to us will reveal an interesting story that you may have been waiting to hear. Make the real move to reel-to-reel... ITC. Collect number 309-828-1381.




INTERNATIONAL TAPETRONICS CORPORATION

2425 South Main Street • Bloomington, Illinois 61701

Marketed exclusively in Canada by McCurdy Radio Industries Ltd., Toronto

Circle 138 on Reader Service Card



**More TV Chief
Engineers
own RCA color TV
than any other set.**

**Now you can get the same
solid state color fidelity
and reliability in a
low cost
studio viewing monitor.**

It's a 100% solid state chassis. A big 25-inch color commercial receiver that handles RF or bridged direct video and audio feed lines. Live or taped programs. Color or black-and-white.

A tough, general purpose viewing monitor with Super AccuColor black-matrix picture tube quality and all the right studio connections. And no expensive adaptors.

The RCA General Purpose Color Monitor. More of what you're looking for — for less. Just ask us. Send us the coupon, we'll send you the details.

RCA Service Company A Division of RCA Commercial Products Sales, Bldg. 203-3. Camden, N.J. 08101 Gentlemen: I want the details.	K-143
Name _____	
Title _____	
Station _____ Phone _____	
Address _____	
City _____	
State _____ Zip _____	

RCA GIVES YOU MORE OF WHAT YOU'RE LOOKING FOR.

Circle 139 on Reader Service Card

RCA

Give us a spin!



Get the feel of the "Velvet Touch" drive system, no-slip starting and super soft suspension of RUSSCO's rugged CUE-MASTER and STUDIO-PRO turntables. With heavy-duty synchronous motors, Olite bronze bearings and only 3 moving parts, you've got long-wear dependability!

RUSSCO
ELECTRONICS INCORPORATED
1070 BROOKHAVEN, CLOVIS, CALIF.
PHONE (209) 299-2167

Circle 140 on Reader Service Card

PRODUCTS

TII 3-electrode gas tube, which ionizes on leading edge of voltage surge, protects both sides of line. The series TII-410 are available for 110 vac and 220 vac, single or three-phase. TELECOMMUNICATIONS INDUSTRIES, INC. 329

New two-track tape recorder uses digital circuitry, new logic, and new transport design. Model JH-120 is available in 1/4" and 1/2" sizes. MCI. 330


Zoom lens covers 24-480mm. Model T9 is supplied with follow focus and zoom gears, is for professional 35mm motion-picture use. \$7500. CINEMA PRODUCTS CORP. 331

Oscilloscope with 3-inch screen combines 5 MHz coverage with a transistor/diode tester, vectorscope functions, and a ringing test function. Model WO-33B includes a special probe for the built-in transistor/diode checker. The vectorscope function allows alignment of color tv automatic frequency phase control, and ringing test checks flyback transformers. \$229.00. RCA. 332

RF power transistor will deliver up to 100 watts in the 130-175 MHz range. Model ON495 has a power gain of 6.4 dB and collector efficiency of 82% at 175 MHz. \$45.10 (in quantity); single, \$65. AMPEREX. 333

Camera control unit provides push-button remote control. Model V129-4PP causes camera to move to prearranged, preset position, while lens zooms, focuses, and iris adjusts. Any of four positions can be set anywhere in full range of each function by screwdrive front panel adjustment. VICON INDUSTRIES. 334

Video system transmits still tv images over dial-up telephone lines. Televid sends a single medium-reso-



lution picture in 60 seconds. System includes a CCTV camera, stand, 12" monitor and a Model 260 video compressor and 261 video expander. \$9000. COLORADO VIDEO. 327

Spotmaster



100 SERIES MONO CONSOLES

- 5 or 8 mixers
- Identical program and audition channels, transformer outputs
- Cart (high) and mike (low) level inputs switch selectable
- Quiet FET audio switching
- Monitor, phone and cue amps standard
- Muting on any mixer channel
- Usable in remote control applications

FULL LINE INCLUDING 12
OTHER MODELS AVAILABLE
CALL OR WRITE



BROADCAST ELECTRONICS
8810 Brookville Road
Silver Spring, Maryland 20910
Phone: 301-588-4983

Circle 141 on Reader Service Card



Cart cue problem?

Not any more with Fidelipac's 350-STO Cartridge Cue System Alignment Tape. Instantly checks cue sensitivity, selectivity, operating level and bandwidth. Usable on either stereo or mono equipment. Has tests for all three NAB standard tone frequencies. Priced at \$35.00. Fidelipac® also manufactures a complete line of cartridge test tapes and devices. For more information, contact your Fidelipac Distributor or the factory today.



FIDELIPAC
3 Olney Ave., Cherry Hill, NJ 0803
(609) 424-1234

Fidelipac is a registered trademark of
Telepro Industries Incorporated

Circle 142 on Reader Service Card

NEW FALL TELEVISION SPECIAL

Starring CMX System/50 • Co-Starring CMX System/300

TV's newest "spectacular" will be pre-
miered by CMX Systems in Hollywood
and New York in a few days.

The feature attraction is a full-blown
demonstration of our new System/50
stand-alone computer assisted video tape
editing system utilizing the new Sony
850 3/4" videocassette. *A show biz first!*
A very special highlight of each presenta-
tion is a full "hands-on" opportunity for

you to actually create frame accurate
cuts, dissolves, wipes and keys. You can
preview edits, or re-edit previously edited
material and much, much more. These
edit decisions may be auto-assembled
on any on-line System/300.
SPECIAL NOTE: Each session will be
limited to a small group . . . reservations
are advised. For information:

HOLLYWOOD: Call Bryan Hickox at
(213) 980-7927
NEW YORK: Call Murray Bevitz at
(212) 371-1122
HURRY! HURRY! HURRY!
CMX Systems, an ORROX company,
635 Vaqueros Avenue, Sunnyvale,
California 94086, (408) 245-8450

cmx systems



**SYSTEM/50
COMPUTER ASSISTED
VIDEOTAPE
EDITING
SYSTEM**
PRICED FROM \$50,000
to \$90,000

Circle 143 on Reader Service Card

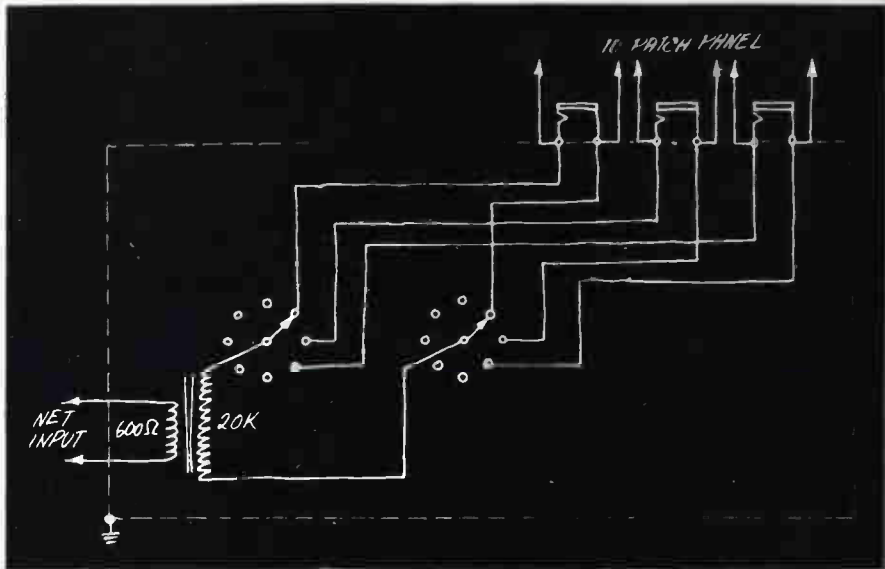
GREAT IDEAS

puts & one net input).

Solution: First, the outputs of all the sources were run to a patch panel in the production room. Lines then were run to a transfer switch mounted adjacent to the console.

Each pair was run from the patch panel to an insulated phone jack, then from the jack to a two-wafer rotary switch. Connections from the switch were run to a bridging transformer; the 600-ohm secondary leads to the sole net input on the console.

The output of the receiver comes in on one remote line, and the second line is used to bring in a reel-to-reel recorder.



Jack Wilson offers a solution to too many remote inputs converging on an overloaded board.

73. Inexpensive Multi-purpose Audio Equalizer.

Philip Sonksen, Chief Engineer, KLSS-FM, KSMN-AM, Mason City, Iowa

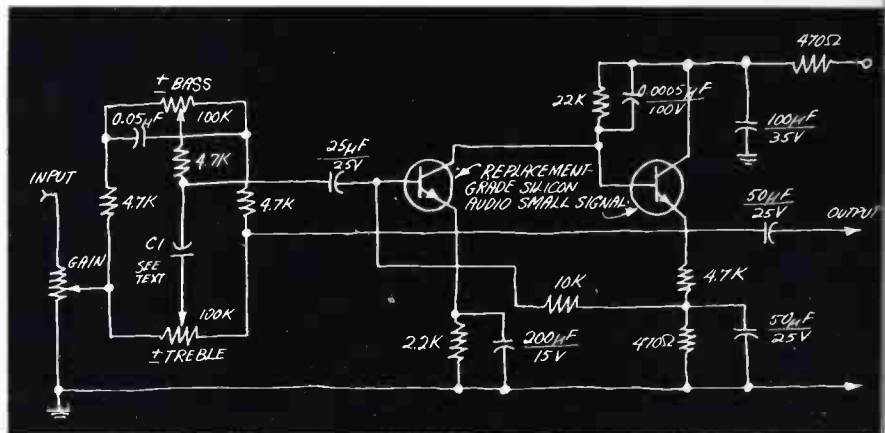
Problem: To equalize program lines, microphones or almost any audio source without spending a lot of money. The equalizer I have constructed is being used to tailor the response of our Telco program lines to the FM transmitter, which, at times, leaves something to be desired. The equalizer is also being used to adjust response characteristics of microphones throughout the station, such as in FM and AM control rooms and in news and commercial production studios. It also becomes invaluable when it is rack-mounted in the commercial production room, to be patched in between different sources on the patch panel for such purposes as tape dubbing or equalizing a poor-quality tape.

Solution: The following equalizer can be built for under \$15 (mono; under \$25 for stereo). The reasons the equalizer is so inexpensive: it has no power supply of its own and borrows power from other sources; it contains no inductors or transformers.

Power requirements run from 12 to 22 volts, or somewhat higher if a dropping resistor is used.

Gain is about unity. A few words of caution: anything much higher than 0 dB will overload the equalizer, and inputs of less than -35 dB will tend to produce white noise.

To use this equalizer for microphones, it must be inserted between



Low-cost audio equalizer built by Sonksen draws power from other gear.

the first and second stages of amplification in a control board. A microphone used directly on the input of the equalizer will produce excessive white noise at its output. Distortion from -20 dB to 0 dB, however, is low.

Noise level also depends on the power supply filter. Using a battery supply, for -10 dB input, noise level was -70 dB with no equalizing boost or cut. The input of the equalizer is medium-to-high impedance; the output is relatively low impedance.

Rf radiation does not affect the performance of the equalizer. By changing the value of capacitor C1 (0.001 uF), you can alter its frequency characteristics. By increasing the value of C1, you can move the high-frequency curve of the equalizer down to a high mid-range which works well with studio microphones. Without shunting any capacitors across C1, only the highest frequencies used for FM Telco line equaliza-

tion will be affected. High- and low-cut or boost is in the vicinity of ±1 dB.

74. Transmitter Switchover Relay Retains Continuity.

Dennis Feely, Chief Engineer, WTN Trenton, N.J.

Problem: To switch monitor audio and antenna signals and cable paths between the main and auxiliary transmitters without losing the versatility of individual control of monitors. Since it was a problem to disconnect the RF monitors from the main transmitter to use on the auxiliary unit when performing on-air frequency adjustments, it was necessary to develop a relay switching arrangement to have individual control over the switching of the antenna audio and monitors. Also found necessary was a remote control Master

continued on page 61

GREAT IDEAS

switch to allow switching of all functions at once.

Solution: The schematic diagram shows the switching used. The right-most section controls the switching for the modulation and frequency monitors. A DPDT coax relay takes care of the RF which is controlled by K1. Relay K2 activates K1 and, as in all the relays, it is connected as a holding relay by its own contacts. In the ON mode (or Main) K1 is not energized by K2; the monitors are connected to the Main transmitter. When switch R1 is depressed, this energizes K2 which is held in by its own contacts (9&5) and through contacts 3 and 11 of K8 and G1. If switch G1 or K8 is energized, the holding circuit will break and allow K2 to return to the Main position. Also, should power fail momentarily, K2 will return to the Main position.

The middle section switches audio. Ungrounded shielded cable eliminates stray RF or AC hum from being induced into relay K3. It

also follows with the same holding circuits as the RF monitor relay.

The third section switches the antenna relay. It is equipped with its own disconnect switches; even though AC is continuously applied through K4, the antenna relay is connected so as to switch one transmitter into the phasor and the other into the dummy load. This section also includes holding circuits.

The last section contains the two master switches. Both are the momentary-contact type to allow easy compatibility with a remote control system. The master RCA switch uses the normally open contacts to activate all three relays simultaneously while the Gates master control switch uses the normally closed set and releases all the holding circuits simultaneously.

Tally lamps indicate the status of each relay. The system was mounted on a blank rack panel. Quick disconnect wiring via a terminal block provides switch and tally lamp accessibility for remote connections. The relays are plug-in types.

75. Random Access Storage Systems for Cassettes & Film.

Steve Smith, Dir. of Engineering, KCMG TV, Kansas City, Mo.

Problem: To upgrade a video cassette and spot film handling system.

Solution: Standard office file storage cabinets meet the requirement of storing large quantities of quad VTR cassettes and spot film reels. Two office filing cabinets, manufactured by Remington Rand, were installed next to the video cassette recorder. One cabinet, 8 ft. wide by 18 ft. deep and 9 ft. high, holds 1440 VTR cassettes. Fifteen of these fit perfectly in each of the letter-size drawers. The second cabinet, a 10 foot model, holds 1620 cassettes.

A similar cabinet for tab card was installed adjacent to our film islands. The old spot film racks were cut into 14-in. sections. Two were placed in each drawer which provided capacity for 26 spot film reels. The 8-ft. cabinet has a capacity of

PERFECT YOUR CCTV SYSTEM WITH COSMICAR[®] LENSES

A rich variety of COSMICAR CCTV lenses will ensure you to satisfy any of your technical purpose.

Be sure to get the finest image recording results with quality COSMICAR lenses.

EE lenses:

- F.L. 16mm F/1.6 for 2/3" Cameras
- F.L. 12.5mm F/1.4 for
1" & 2/3" Cameras
- F.L. 25mm F/1.4 for
1" & 2/3" Cameras
- F.L. 50mm F/1.8 for
1" & 2/3" Cameras

Also available are scores of other lenses, ranging from 4.8mm to 150mm telephoto, zoom and those motordriven among them, for immediate delivery after being tailored to your specifications.



COSMICAR OPTICAL CO., LTD.

424, Higashi-Oizumi, Nerima-ku, Tokyo, Japan

Cable Address: "MOVIEKINO TOKYO"

Representative & Service Office: Asahi Optical (America) Inc. 15 East 26th Street, New York, N.Y. 10010, U.S.A.

Circle 145 on Reader Service Card



Steve Smith uses office filing cabinets to house and keep tabs on his station's film & tape.

7840 reels. Thirteen spot reels are allocated to each drawer. A 10-ft. tab file cabinet will hold 10 080 spot reels.

Storage of media was only part of the problem, though. We devised an in-house numbering system; it is the same as the cassette or film number, and also as the location in the drawer of the cabinet.

A media inventory control program was created for use on an IBM System 3, Model 10 computer. Revised listings, by house number and advertiser, are produced every two weeks. Copies are distributed to

Master Control, Projection, Traffic, Promotion, and Programming.

Traffic sends new media to engineering along with a check-in slip. Films are added to the inventory list and filed. Video tapes are dubbed to cassette and entered in the inventory listing. The original VTR spot reels are stored by house number in the Film department.

When the films and tapes are no longer needed, Traffic issues a release form which includes disposition information.

The traffic computer puts the in-house number on the program schedule. Engineers and projectionists make out daily pull lists which are in numerical order, instead of "at random," as on the log. All cassettes and spot reels can be pulled in less than one hour. We have not lost a film or tape since the new system was implemented. The engineers and projectionists now spend less time shuffling, sorting, and looking for media. Film department personnel who formerly routed film and tape were reassigned to screening movies.

continued on page 62

MICROTIME 388 TBC Broadcast Application

BROADCAST QUALITY from LOW COST VTRs

For network delay, and local production and playback, upgrade your VTR's with the MICROTIME™ 388 NTSC HETROCOLOR™ Time Base Corrector. It's the perfect low cost answer for your low cost or older equipment — from ½" and ¾" helical to 2" quad.

The MICROTIME TBC eliminates those TV jitters that previously made the output signals unacceptable for broadcast. And all MICROTIME TBC's include a full proc amp with front panel controls to touch up chroma gain, chroma phase, video gain and setup. It's ready for immediate delivery.

From leading television distributors throughout the United States and Canada. At under \$10,000. Send for your product bulletin, today.



Television Microtime, Inc.

1280 Blue Hills Avenue, Bloomfield, Conn. 06002
(203) 242-0761

THE NEW STANDARD COVERS AM BAND PLUS HARMONICS TO 5 MHz



The Model FIM-41 Field Strength Meter has many more features —

- Measures Harmonics to -80 dB
- High Adjacent Channel Rejection
- Ganged Oscillator/Receiver Tuning
- Stable Operation over wide Temperature Range
- Low Battery Drain Circuits
- Front Panel Speaker
- Large illuminated Meter and Tuning Dial
- Indicates field strength accurately down to 10 μ volts/M
- RF input jack for tuned voltmeter applications

CONTACT US NOW FOR COMPLETE DETAILS
ON OUR LINE OF FIELD STRENGTH METERS

POTOMAC INSTRUMENTS

932 PHILADELPHIA AVE.
SILVER SPRING, MARYLAND 20910 (301) 589-3125

Circle 146 on Reader Service Card

Circle 147 on Reader Service Card

OCTOBER

A BANNER MONTH FOR YOU AND PSI!

October is the month for a lot of chances to see the exciting "BAT" Billing, Accounting, Traffic, and payroll systems for broadcasting.

BAT Systems and PSI Personnel will be on hand at the IBFM in St. Louis, the Illinois Broadcasters in Chicago, the NAFMB National Radio Conference in New Orleans, the Indiana-Ohio Broadcasters in Mason, and the CCBA in Montreal. And we'll be near most NAB Regionals, too.

Why not take the time to visit one of these important meetings and see why stations all over the continent are saving time and getting the job done better with these modern Systems. It could make October a milestone month for your station's growth.

PSI PAPERWORK SYSTEMS INC.


P. O. Box 38 2000 "A" St., Bellingham, WA 98225 (206) 733-8510

Circle 148 on Reader Service Card

CRYSTASOUND 3XL-AZ Magnetic Record/Playback Head



- Three times the life expectancy of standard Auricon-type mag heads. 3XL-AZ mag heads are built with a special hard alloy which provides extra long wearing time.
- The 3XL-AZ mag head module is azimuth adjustable.
- 3XL-AZ record and playback heads are mounted on a common pivot arm assembly which guarantees azimuth alignment between the record and playback heads.
- 3XL-AZ mag heads are compatible for use with all 16mm single system sound cameras which accept Auricon-type mag heads (such as CP-16 reflex and non-reflex cameras)



3XL-AZ mag head shown installed in CP-16/A camera.

cinema E products CORPORATION

Technology in the Service Of Creativity

2037 Granville Avenue, Los Angeles, California 90025
Telephone: (213) 478-0711 ■ Telex: 69-1339 ■ Cable: Cinedevco

For further information, please write to:

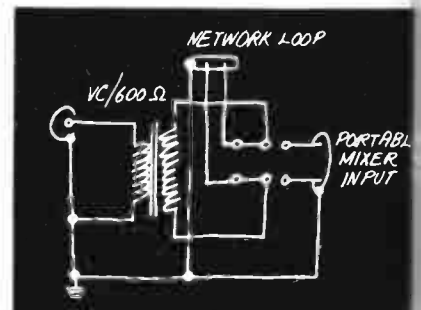
Circle 149 on Reader Service Card

GREAT IDEAS

76. VC-to-Line Xformer Simplifies Cassette-to-Reel Dubs.

Robert G. Purrington, Chief Engineer
KLLL AM-FM, Lubbock, Texas

Problem: To simplify the transfer of voice actuality material from cassette to open reel and cartridge tape machines. When I built our present news room, most actualities were recorded on portable reel-to-reel machines. Soon, however, portable cassette recorders became economical and practicable to put into the hands of our news men. Present inventory of portable cassette recorders includes a machine costing less than \$35; it even features automatic limiting. Not long after we bought the first



Bob Purrington's cassette-to-reel tape machine interface shows that sometimes the easy way out is also the best.

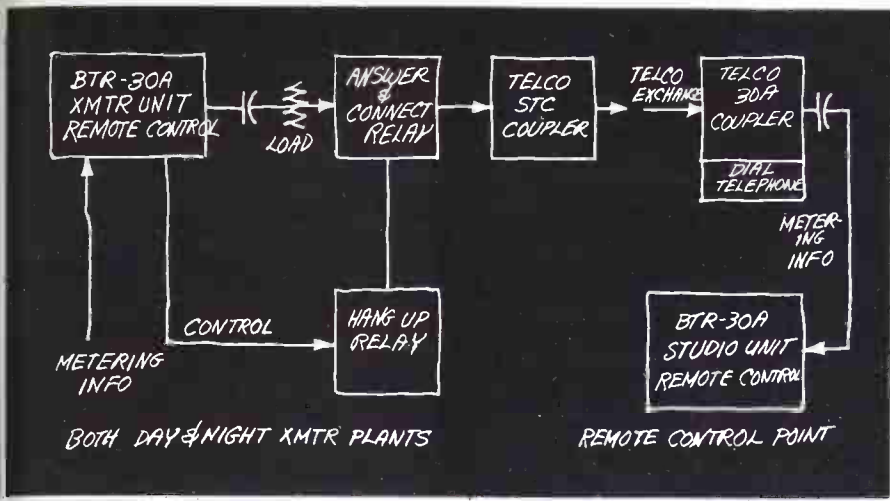
machine, we rediscovered a way to transfer material to reel and cartridge machines quickly, and with a minimum of news room noise (this ruling out speaker-to-mike transfer).

Solution: All that was required was to build on a 1 1/4-in. rack panel an input for the cassette machine. The panel is merely a simple audio transfer point, and consists of an audio impedance-matching transformer, DPDT switch for routing the audio to one of two net inputs, and an RCA phono jack. Cables plugged into this phono jack have, on the opposite ends, plugs which match the various cassette recorders used.

77. AM Remote Control and STL System Eliminates Telco Lines.

Al Hillstrom, V.P., Engineering, KOOL AM-TV, Phoenix, Ariz.

Problem: To replace the telephone



STL replaces telco lines except for metering which uses a business phone.
 * The day STL gets a sufficient signal from the night plant and vice versa.

lines used for program and control circuits between transmitter sites. KOOL-AM operates dual-site transmitter plants (one day, one night) remote controlled from the manned TV transmitter site. The twin operation presented additional problems in designing a reliable system and entirely eliminating telco circuits (themselves a source of outages). We took advantage of the two-site operation to gain redundancy on the STL and remote control system. Redundancy was gained by adding an extra STL receiver at each plant.* The remote control function was put on a subcarrier on the STL, eliminating both the program line and control line. However, metering presented a problem; we wanted to know the transmitter status before the carrier was on. Therefore, a sub-audible tone system wouldn't suffice.

Solution: In order to eliminate the use of high-cost full-period telephone lines for metering, we derived a system where we could use a regular business phone coupled through a telephone company STC coupler which could be controlled by the re-

remote control system. The system functions as follows:

The operator dials the private phone number at the transmitter plant;

With his remote control unit set, he activates the Raise function which operates and latches the answering relay, connecting the STC coupler to the metering information;

At the remote control point, the output of the 30A coupler is connected directly to the metering input of the remote control unit;

The operator now has a metering line connected and he reads his meters;

He then hangs up or disconnects the STC coupler from the metering circuit of the BTR-30A remote control unit;

He is now ready to repeat the function any time he so desires.

We monitor modulation at all times via a TFT-713 off-the-air monitor which also has a silent-sense alarm indicating loss of audio or carrier. Each remote control studio unit is wired to operate either transmitter.


MICROTIME 390 TBC
 Broadcast Application

DUB UP NON-PHASE COLOR to BROADCAST

Ready for immediate delivery, the MICROTIME™ 390 NTSC HETRO-COLOR™ II Time Base Corrector accepts a heterodyne color signal from any of the low cost VTR's and transforms it into phased color!

- Consider these many uses:**
- ELECTRONIC JOURNALISM – add the 390 TBC and convert a non-synchronous heterodyne signal to phased color for direct second-generation quad playback.
 - NETWORK DELAY – LOCAL SPOT PRODUCTION AND PLAYBACK – add the 390 TBC to colorize your old low-band quads, or to use any of the new low-cost VTR's.
 - ARCHIVAL STORAGE – add the 390 TBC and store old spots and programs on low-cost cassettes.

Available as a rack-mount or portable unit, the MICROTIME 390 includes a full proc amp with front-panel control for chroma gain, chroma phase, video gain, and setup. Send for our product bulletin, today.



Television Microtime, Inc.
 1280 Blue Hills Avenue, Bloomfield, Conn. 06002
 (203) 242-0761

SPORTS Commentator Headset

Dynamic Boom Microphone; 400 OHMS, frequency range 50-15,000 Hz, sensitivity 2mV (loaded) for close speech.

Double Headphones; independently wired, 200 OHMS each, frequency range 50-15,000 Hz.

Ventilated Foam Cushions eliminate perspiration and let you hear ambient sound (optional ear enveloping cushions).

Weight 6½ oz. Practically unbreakable components. Optional cough switch.

Television Equipment Associates, Inc.
 BILL PEGLER 516 • 628-8068
 Box 1391 • BAYVILLE, N. Y. 11709

Price: \$75.00
 Delivery from stock

Circle 150 on Reader Service Card

Circle 151 on Reader Service Card

invited by September 20 (a postponement in response to request from the United Church of Christ and American Civil Liberties Union), and reply comments by October 7th, considerably after this issue goes to press. With all parties affected by the rule invited to comment, including broadcasters, program producers, performers, the network, and consumer groups, a total re-airing can be expected in early fall.

TV Move to NY Trade Center Affirmed

Authority for the long-contested move of eight New York television transmitters to the new World Trade Center in downtown New York was reaffirmed by the FCC late in August, overriding protests from the Port Authority of New York and New Jersey, (builder of the Trade Center), the Association of Maximum Service Telecasters, Taft Television Corp. and T.S. Communications Corp. The Port Authority has contended that the move would cause undue expense and inconve-

nience to the public, from re-orientation of receiving antennas, and would cause other reception problems. The FCC said that hearing evidence indicated a general improvement from the move, and that, lacking operational experience, there was no point in further delay.

Three-Station Sale for \$110 Million Approved

What is probably one of the largest sums paid for broadcast properties will accrue to Carter Publications Inc., of Texas, when that company consummated the sale of SBAP-AM and KSCS-FM, Fort Worth, to Capital Cities Communications Inc., and of WBAP-TV, Fort Worth, to North Texas Broadcasting Corp. The two radio stations went for \$75,500,000 and the TV station for \$35,000,000 for a total of \$110,500,000. Both sales were approved by the FCC in late May, over the objections of competing applicants.

BUSINESS BRIEFS

RCA sold to the Post-Newsweek Stations four of the new film cartridge projectors for use in the group's four TV stations . . . **Cinema Products Corp.** announced strong sales abroad of their new CP-16R reflex cameras introduced last March. Among them, three to the Australian Broadcast Commission, six to the British Broadcast Commission, five to TV Globo in Brazil, and eight to the Turkish Ministry of Education.

C-Cor Electronics got the contract for turnkey installation of a 66-mile cable system in Shelbyville, Indiana for Shelby County Cable TV . . .


Scientific Atlanta will build a distribution cable system for Circleville Cablevision Associates, Circleville, Ohio.

The Association for Multi-Image is a new professional organization concerned with multi-image productions in education and industry; president is Carl Beckman, University of Maryland, College Park, MD 20742 . . .

National Engineering Consortium, a group of 13 midwestern universities, will sponsor seminars on professional growth in engineering at the Doral Hotel, Miami, December 15-20, 1974. Info: NEC Registrar 1301 W. 22nd St. Oak Brook, IL 60521.

Catel will move all manufacturing and marketing activities from Synnyvale, Calif., to a new larger plant at Mountain View, Calif. . . . **WFMT**, Chicago, will broadcast live all eight opening nights of the Chica-

MSI
TELEVISION



CARD MESSAGE SYSTEM

- * Local News
- * Public Service
- * Advertising
 - Real Estate
 - Auto Sale
 - Shopping Mall
 - Want Ads
- * Color or Black and White

The MSI DATA MESSAGE unit is a compact, low-cost and highly reliable device for the display of advertising materials. Programming is simple. Cards may be added or deleted without program interruption. The unit accommodates a small color or monochrome camera.

The DM-50 system can accommodate up to 50 displays mounted on holders designed for $4\frac{1}{4} \times 3\frac{3}{8}$ inch cards. Preparation of an effective advertising display can be completed and inserted into proper sequence in a matter of minutes using Polaroid photographs, snapshots, graphics, or typewritten cards.

Reliable long-term continuous operation is assured by the use of heavy duty bearings, chain drive, and teflon guides.

Reproduction stability is assured by a magnetic retainer at the base of each display card holder which "locks" the picture in a fixed position before the camera.

In order to allow the system to be used in applications where its output is alternated with the digital data output of MSI equipment, the DATA MESSAGE has been equipped with a dual control timer. This system allows programming of display time devoted to each card as well as an independent adjustment of the period of time in which the digital display is presented.

The rack mount design eliminates lost floor or table space at your headend or studio. The DATA MESSAGE unit is mounted into a standard 19" rack and is supplied with slide rails. The chassis design provides easy access to all camera controls.

MSI TELEVISION • 4788 SOUTH STATE STREET • SALT LAKE CITY, UTAH 84107 • PHONE (801) 262-8475
A SUBSIDIARY OF COM TEL INC. A UTAH CORPORATION

Circle 152 on Reader Service Card

go Lyric Opera, in the 1974-75 season, in SQ quad WDEF, with top ratings in Chattanooga, joined the CBS radio network August 25th.

Turmac Electronics at Lachine, Quebec, will represent **C-Cor Electronics** in Canada **Telecolor Productions**, Alexandria, Va, has installed a Datatron 5050 tape editing system, modified to interface with both RCA and Ampex VTRs for master editing services **Anixter-Pruzan** opened a new sales office in Dallas, at 303 LBJ Freeway **TeleMation, Inc.** installed a video retrieval system at the Spokane Worlds Fair, allowing visitors to "call up" on video monitors any of six different video cassette programs dealing with the environment, pollution, and related topics, presented by the U.S. Department of Commerce.

Boston Chapter of the **Society of Broadcast Engineers** will sponsor a New England convention at the Sheraton Yankee Inn, Auburn, Mass., November 1 and 2, 1974 **Gotham Audio** announced that they would sell in the U.S. the "Magnetophon" tape recorders made by AEG-Telefunken in Germany **Avtel** of Glen Head, NY, maker of auto-

mated video cassette programmers, has been bought by Anderson Laboratories, Bloomfield, Conn., already the parent of Television Microtime.

Intertie, Inc., bought the Hutchinson, Kansas cable system under construction by Larry and Cale Hudson **KEX**, Portland Oregon, won the Billboard "station of the year" award for excellence in news handling **Ampex Corp.** won two contracts totalling \$1.5 million to supply four ACR-25 automated videocassette machines and three AVR-1 studio recorders to CBS stations in four cities.

Tri Com Productions is a new video tape and film production company, with complete remote capability, set up in Hilton Head Island, S.C. . . . **Sterling Television Presentations**, which leases automatic news display equipment to cable television operators, was bought from Time Inc. by **Video Data Systems**.

Anaconda Electronics completed the first section of a turnkey cable system, using all bi-directional electronics, for Cable Video Communications in North Charleston, N.C. . . . **Goldmark Communications Corp.** received US patent #3821801
continued on page 66

MICROTIME 220 TBC/720 VEC
Teleproduction Application

4th GENERATION TAPES with 1st GENERATION QUALITY

Now you can produce multiple generation tapes which are indistinguishable from the original.

Use standalone MICROTIME™ systems for your H-locked quad and helical VTR's to achieve performance equal to the most sophisticated integral time base correctors.

At a fraction of the cost of those expensive systems, the MICROTIME™ 220 CHRO-MATIC™ TBC and 720 VECOR™ Velocity Error Corrector are ready for immediate delivery. They upgrade your equipment to NTSC direct color broadcast quality — and reduce hue shift and jitter to less than ±2 nanoseconds (±2.6°) throughout the entire visible picture.

Send for our product bulletin today. And ask about our quad high-banding service, too. When it comes to picture quality, we have the answers.



Television Microtime, Inc.

1280 Blue Hills Avenue, Bloomfield, Conn. 06002
(203) 242-0761

Circle 155 on Reader Service Card

ask about our new am | fm | tv monitors



Call or Write ARNO MEYER

BELAR ELECTRONICS LABORATORY, INC.

Lancaster Ave. at Dorset, Devon, Pa. 19333
(215) 687-5550

Circle 154 on Reader Service Card

AM-FM-EBS monitoring systems

EBS-1 ALERTING UNIT with the AMR-1 (AM) or FMR-1 (FM) band frequency receivers comprise a highly reliable monitoring system. All solid state design essentially foolproof. Used by themselves, AMR-1 and FMR-1 offer instant "OFF AIR" sources for in-house monitoring



EBS-1



AMR-1 or FMR-1 (unit shown)

McMartin McMartin Industries Inc., 4500 South Seventy-sixth Street
Omaha, Nebraska 68127 Phone (402) 331-2000

Circle 153 on Reader Service Card

**WTFM,
known for its high
quality signal, is first
to convert to the new
Calibration Standard...
STANTON'S
681 TRIPLE-E.**



Larry Strasser, Chief Engineer, WTFM, New York.

Good music stations need the best broadcast cartridges for auditioning original recordings and making transfers as well as for on-the-air use.

Larry Strasser, Chief Engineer of WTFM New York, states:

"I have been impressed for years with the quality and dependability of Stanton's broadcast cartridges. Naturally I wanted the improved version for our station just as soon as it became available."

Stanton's 681 Triple-E offers improved tracking at all frequencies. It achieves perfectly flat frequency response to beyond 20 Kc. It features a stylus assembly that possesses even greater durability than had been previously thought possible to achieve.

This came about because Stanton's engineers, who were deeply involved in the development of Stanton's superb discrete 4-channel cartridge, 780/4DQ, achieved certain intricate refinements and sophisticated new techniques that were equally applicable to stereo cartridge design and construction.

Each 681 Triple-E is guaranteed to meet its specifications within exacting limits, and each one boasts the most meaningful warranty possible: an individual calibration test result is packed with each unit.

Write today for further information to Stanton Magnetics Inc., Terminal Drive, Plainview, N.Y. 11803



All Stanton cartridges are designed for use with all two and four-channel matrix derived compatible systems.

Circle 156 on Reader Service Card

Business Briefs

on their automatic skew corrector, which offsets video tape horizontal time errors by adjusting tape tension.

Signetics Corp. has asked the Japanese Government for permission to set up a company to sell integrated circuits in that country.

Programming

"Earthwatch Radio" is a two-minute, five-per-week program on environmental affairs, produced jointly by the Institute for Environmental Affairs and the University of Wisconsin, free to radio stations from 1225 W. Dayton St., Madison, WI, telephone 608-262-5957.

"Last of the Wild" is a TV series on endangered species, shot at wild-life locations with Lorne Green as host and narrator, in 26 half-hour segments, available from Y&R Enterprises, 100 Park Ave, NYC: it is sponsored by the General Electric Appliance Division.

The five-program "Digital Tutorial Series" provides instruction for engineers and technicians on the behavior of digital circuitry; the 20-

minute segments are available on 1/2-inch open-reel video tape or 3/4-inch video cassettes, at \$120 per tape, from Hewlett-Packard, 150 Page Mill Rd, Palo Alto CA 94304.

An 18-minute multi-media show, "This Thing Called Multi Image," has been produced by Spindler and Sauppe to demonstrate the nature and advantages of this type of presentation. It requires three screens and uses six Kodak carousel trays, a reel of 16mm motion picture clip and a stereo/mono sound tape. Available with full instructions a \$225 from Spindler and Sauppe dealers, or direct from 13034 Saticoy Street, N. Hollywood CA.

"The Commanders," series of seven one-hour programs on the top military figures of World War I (Eisenhower, Rommel, MacArthur, Slim, Harris, Zhukov, Yamamoto) was produced by Time/Life Film and the BBC-TV, and is being syndicated by Time/Life Films, Time & Life Bldg, New York 10020. "Geography for the '70s" is a series of 15 20-minute lessons in color, designed to create an awareness of socio/ecological world problems with a geographic background. It was produced by the Southwest Texas Edu-

continued on page 61



**Will your next
frequency counter have
all these features?**

Here's the first 512 MHz Frequency Counter designed specifically for communications people... Systron-Donner's Model 6252. It's the only counter offering all these features:

- Relay input protection. Indicator light and reset button.**
- Metered input. Visually indicates high/low signal strength.**
- Tone measurement. Example: measure 1020.001 Hz in 1 second.**
- Accuracy. Stabilities to 5 parts in 10⁶.**
- Built-in battery. An exclusive 6252 option. Take your counter anywhere.**
- FCC. Meets or exceeds FCC requirements.**

All of these features, plus more, for \$1,095. For immediate details, call us collect on our Quick Reaction line: (415) 682-6471. Or you may contact your Scientific Devices office or Systron-Donner, at 10 Systron Drive, Concord, CA 94518.



Circle 157 on Reader Service Card

fore, the only solution to them is *never* to put an equalizer after the limiter.

Conclusion

It is clear that a program director is beyond his depth when he tries to prescribe engineering improvements for a radio station. Far too many chief engineers, however, adopt an uncooperative attitude of "let-him-hang-himself-with-all-his-gadgets." The results are depressing.

The responsibility rests with engineering to educate the program director and the rest of station management about what it really takes for the station to sound good. Particularly they must be rid of the notion that a \$600 box will provide some sort of apocalyptic cure for deeply-rooted problems elsewhere in the station.

The cynical statement, "there's nothing wrong here that money can't cure," may be all too true in a lot of cases. If the station management is serious about obtaining quality sound, it must be prepared to pay for that sound, all the way from consultant's fees to replacement parts for the transmitter, and overtime for the engineering staff if the improvements must be implemented in a hurry.

The biggest obstacle to overcome is that of convincing non-technical management that the station *is* an integrated system in which all components interact, but this obstacle must be overcome before any meaningful improvement can take place. Until then, no "miracle" audio device will solve your audio problems.

BM/E

BETTER TV SOUND

cont. from page 50

system that will allow the TV audio to go over the same coaxial cables as the picture, where there is much more bandwidth. As this is written, AT&T's Long Lines Department is evaluating several experimental diplexer units developed under the sponsorship of the Committee. A report is due within a few weeks. If any of the systems proves to be acceptable, it could be the beginning of the breakup of the TV audio logjam. With a high-quality signal coming over the line, the set manufacturers would have the incentive to make sets with better-quality audio, offering them at least on an optional basis.

The Committee has six panels actively studying, respectively, the TV audio aspects of origination, distribution, broadcasting, reception, cable and MA systems, and "the state of the art." Reports are due at various dates in the next few months. Without any advance information on findings, we can still be certain that, with the present high capability of the technology and with the growing pressure for solid advances, some usable ideas will come forth.

One topic the Committee will certainly deal with is the use of satellites for networking. The Public Broadcasting System is already studying satellite transmission as a way of reaching its non-commercial affiliates around the country. Some sections of the ABC Midwestern radio net are actually starting to use satellite links (see news story on another page in this issue).

Satellite capacity for TV networking is going to grow very rapidly during coming months and years, and this by itself may remove the network barrier to better TV audio.

However, these "main-line" approaches are obviously going to take some time. The existence of high grade stereo systems, with FM tuners, in so many American living rooms will undoubtedly stimulate more simulcast operations like those described at the start of this article. Cable operators can actually make some extra money at it. Here are some further details on the operations listed:

The ABC "In Concert" series, probably familiar to many readers, is based on a top-quality stereo tape of the concert audio, recorded when the video is put on video tape. The tape has a sync track which allows playback to be synchronized with videotape playback. Video and audio tapes go to the participating stations which need, in addition to both TV and stereo FM transmitters, an inexpensive sync circuit (details available from ABC TV network headquarters, NYC).

The listener puts his TV receiver between his two stereo loudspeakers. The regular TV audio gets an A&B signal (mix of the two channels, primarily for listeners who haven't got FM stereo equipment). The listener with stereo equipment can leave the regular TV audio on, as a phantom center channel, which is a genuine asset in many large rooms. Or he can turn it off. The program has proven to be extremely popular, especially with young people who like the predominately "rock" music of the concerts. But a variety of musical styles has been covered; the listenership cuts across many lines.

The FM simulcast-via-cable is a brand new idea based, so far, on a headend processor made by Catel, West Coast manufacturer of FM subcarrier and microwave equipment. Their Model RM-A is designed specifically for splitting out the audio on a TV signal, putting it on an FM carrier, and sending it via cable to subscribers with FM couplers. The processor also increases the maximum deviation from TV's 25 kHz to the standard FM 75 kHz. Several cable companies were preparing to use the system when this was written. It rates for them as an additional service which makes the FM coupler more attractive. For the coupler, of course, the cable operator usually gets an extra monthly fee.

The pay-TV system mentioned has been developed by Blonder-Tongue Laboratories. It includes a complete transmitting facility on channel 68, in northern New Jersey near metropolitan New York, with a scrambling system at the transmitter and unscrambling in the subscriber's decoders. The transmitted signal includes two high-grade stereo audio channels. They are available separately from the decoder for feeding directly to a stereo hi fi system. The audio skips not only the subscriber's TV set but his FM tuner as well; the two channels remain totally "discrete," with no matrixing.

The foregoing are obviously just samples of what can be done with today's technology. It is hard not to be strongly optimistic about an early breakdown of the barriers to decent TV sound, when there are so many routes around, over, even through, those barriers!

BM/E

Programming

ational Television Council and is available for rent or purchase from Great Plains National, Box 80669, Lincoln Nebraska, in quad tape or 3/4" videocassette.

People

William H. Pettit, director of information for New Jersey Public Broadcasting, became a member of the five-person PBS Public Information Advisory Committee . . . **Matthew J. Mulvihill** was appointed vice president and general sales manager of North American Philips Electronic Component Corporation . . . **Tom Jennings** is the new vice president, marketing, of Sound West, Inc.

Alan B. Spurney is staff vice president of the solid state and tube divisions, Electronic Industries Association . . . **James L. Gray** is the new regional manager, Great Lakes region, for Warner Cable Corp. . . . **Ralph Kaplan** joined Signetics Corp. as marketing manager for RAM products.

Sidney Sternberg is the director of a new National Science Foundation Western Projects Office set up in

San Francisco, to study research needs and oversee ongoing projects in the western states . . . **Allan M. Simmons** became national accounts sales manager for the consumer products of National Semiconductor Corp.

Herbert S. Ornstein was named senior vice president and director of finance for Jerrold Electronics Corp. . . . **Terry Evans** became director of engineering for the Donrey Media Group's broadcast division, which operates eight radio and television stations, with headquarters in Las Vegas . . . **Arman Mandell** joined Shure Brothers as chief design engineer.

Norman F. Sharp was appointed director of public relations of the Electronic Industries Association.

Steve Wrath was elected vice president and general manager of Comunico Oceanic Corporation, operator of stations KPOI and KHSS-FM in Honolulu . . . **Earle Davis** became vice president of Cambridge Products, makers of CATV connectors . . . **John Egan** joined Anixter-Pruzan as Northeast District manager.

Tom Benjamin was appointed district sales manager, midwest region, for GRT Music Tapes . . . **Christo-**

pher B. Wright became manager of sales for video projectors for the Advent Corporation . . . **Mark Saltsberg** was named manager of calculator marketing for Novus, the consumer products division of National Semiconductor.

Bert Wolf was promoted to the position of vice president and general manager of the distributor sales division, Jerrold Electronics Corp. . . .

Gary Arlen is public information manager for the National Cable Television Association . . . **Claudia Allen** was named director of promotions and development; and **J. E. Sensenbach** was named chief engineer, both for public radio station KMUW-FM, at Wichita State University.

Martin Wingren was elected vice president of Kaiser Broadcasting Corporation; he will continue as controller . . . **Edward D. Matthews** was promoted to be vice president of the Calhoun Company, audio/visual service company . . . **Edward Janov** joined Byron Motion Pictures Washington, as manager of customer services.

Ben W. Forte will be Northeast regional sales manager for Theta Com, with headquarters in Nevada

continued on page 74

Here's Our Video Switcher



Video Switcher
Special Effects Generator
Model 7000

DYNASCIENCES CORPORATION

video products
TOWNSHIP LINE ROAD, BLUE BELL, PA 19422
Telephone: (215) 643-0250 • Telex: 84-6358

Here Are A Dozen Ways To Use It

Vertical Interval Switching (8-input) • Horizontal Wipes • Vertical Wipes • Corner Wipes • Keying • Matting • Mixing • Fading • Lap Dissolve • Superimposition • Internal Black Burst • Remote Control Capability • Auto Preview Capability • Tally Switch Capability • Sync Adding Capability • No drive pulses required • plus it is a 3-buss unit which accepts 8 synchronous inputs and 5 non-synchronous inputs • For further information, contact: Dynasciences Video Products.

NEW LIT

For copies of these literature offerings, circle number for appropriate items on Reader Service Card.

Theory, design, and operation of **voltage regulators** are covered in detail in pamphlet, Sola Industries. **250**

Directory of television stations; very numerous services such as VHF and UHF channel searches, current application data, proposals for new stations, with mileage separations, and much other data, supplied on a continuing basis by Dataworld, Inc. (Write 1725 K St NW Washington DC 20006 for complete catalog). Pamphlet (Application Note 174-5) describes use of frequency counters to determine **probability densities histograms**. Hewlett-Packard. **251**

Data sheets show new, improved characteristics of **directional couplers** and taps for CATV. Magnavox CATV. **252**

New brochure on Mark IV series of single-cable bi-directional **CATV electronic units** shows new and improved characteristics. AEL Communications Corp. **253**

Fifty-five page catalog of **cable tv systems and products**, covering trunks, bridgers, extenders, passives, antenna siting, and powering equipment, also includes several pages of calculation aids for system planners. C-Cor Electronics, Inc. **254**

Technical data sheet, #60560, shows characteristics and applica-

tions of **Model 2810 CCTV camera**, which provides 900 lines of center resolution, full gray scale with 0.2 footcandles. Cohu, Inc. **255**

Catalog covers **continuous film processors and accessories**, and describes services in rebuilding or redesigning processors. Treise Engineering. **256**

Data sheets describe the **Model 815 A/D converter** and the **Model 817 D/A converter**, designed for digital time-base correction and digital transmission systems. Biomation Corp. **257**

New and expanded **MOS integrated circuit** catalog totals over 500 pages, covering not only broad line of MOS products but also extensive design and application notes. National Semiconductor Corp. **258**

"Tekscope" is a bi-monthly publication describing new products in depth and including exhaustive articles on **measurement technology**. Tektronix. **259**

New 72-page catalog, C-74, shows complete listings, engineering drawings, operating characteristics and technical data on whole line of **keyboards and switches**. Cherry Electrical Products. **260**

Data sheet covers **medium power silicon rectifiers** rated 3 amps, with 150 amp maximum surge current and peak reverse voltage of 1000 volts. International Rectifier. **261**

Data package describes the Optima-PAK instrument case, available in eight models, fitting standard 19" and 17" panel instruments. Scientific-Atlanta. **262**

Four-page brochure covers all **character generators and video titling systems**, with technical data and prices. Datavision, Inc. **263**

unique wide band anti-reflection coatings provide maximum light grasp.

Superior resolution and color fidelity are assured by years of Taylor-Hobson zoom lens design and manufacture for professional broadcasters. Self-aligning servo or manual drive modules are interchangeable between lens models and drive functions.

TV Cooke Varotals are designed by Taylor-Hobson to meet operational requirements of directors and cameramen with minimum technical compromise. Varotals 17A and 30 operating side by side offer horizontal angular coverage from 56° wide to less than .075° narrow.

Large diameter front optical elements (135mm for Varotal 17 and 159mm for Varotal 30) combined with

Write for our bulletin, "The Performing Lenses."



Circle 160 on Reader Service Card

AM monitor

MODULATION

TBM-8500B

- reads up to 130% positive peaks
- separate settable positive & negative peak flashers
- Internal calibration
- Direct reading AM S/N ratio
- full remote capability

McMartin



McMartin Industries Inc., 4500 South Seventy-sixth Street
Omaha, Nebraska 68127 Phone (402) 331-2000

Circle 159 on Reader Service Card

A QUESTION OF IMAGE

RANK PRECISION INDUSTRIES, INC.

411 E. Jarvis Ave., Des Plaines, Illinois 60018
(312) 297-7720



RO274R

phones in talk studios. He is also strongly in favor of having his primary program tapes, which come from a program supplier, produced with Dolby "A"; already about 50% of the program tapes the station uses are Dolbyized, and Losgar is aiming to make it 100%. The station has its Dolby "A" decoder so that the tapes can go on the air. Beyond that, he is one of those interviewed who is already using the new 25-microsecond Dolby "B" encoder.

At WYZZ-FM in Waterbury, Connecticut, engineer Mark Gilmore reports that a Burwen filter installed right at the output of the audio board and ahead of the limiter, has, again, improved greatly the quality of cart playback: the station produces its own carts. The station management, says Gilmore, is strongly interested in the new Dolby system.

AT WSHE, Fort Lauderdale, Lee Young, chief engineer, says that this "progressive rock" station gets the major part of its programming from discs—no carts are used. The main noise problem had been turntable rumble, with too many complaints from listeners with high-grade hi fi systems that their "great bass response" made the station's turntables "performers" in the aural sense. The Burwen filter knocked the rumble out of the complaint department (see story on another page in this issue for another solution to the rumble problem). The station now enjoys a reputation for super-quiet program; many listeners noted that the turntables were no longer adding low-frequency "notes" to the music.

WVUD, station of the University of Dayton, Dayton, Ohio, furnishes us with a sample of a station using both Burwen and Dolby "B" encoding. Chief Engineer John Fudge has been Dolby-encoding his broadcasts for more than a year—he belongs to the small band of "pre-25-microsecond" Dolby enthusiasts. He said that the combination of the Dolby (without pre-emphasis reduction), plus that station Audimax, brought the highs up so much in low passages (roughly 20 dB) that hiss from studio amplifiers and other in-station sources became obtrusive. The Burwen knocked it out. Fudge is now using the new Dolby "B" system.

Burwen has two other bandpass filters, DNF 1500A and DNF 1500D, which are much less expensive than the model 1000 and are not designed for wide-range music, but for cleaning up remotes. The 1500A is moderately wide range; the 1500D is "telephone quality" and is intended only to make very low grade and noisy voice feeds good enough to broadcast.

The only danger in the swing to noise reduction in broadcasting, said one of BM/E's interviewees, is that engineers will ease off on the maintenance of turntables, cart machines, phono pickups, etc.—and those units in which an error in adjustment, or equipment aging, often signals itself by a rise in the noise level. Only time will tell. Maybe it will work the other way: when he gets used to having extremely low noise in his program material, the broadcaster might become more eager to run down the slightest increase, figuring noise back into the cellar when it is only a few steps up the stairs.

BM/E

switch a little!




TeleMation makes a little broadcast switcher — TVS/TAS-525 (video and audio) ideal for little switching jobs, like:

- Projection Area Film Chain Selection
- Announce Booth Video Monitor Input
- VTR Input/VTR output
- Preselect to Production or Van Switcher
- Transmitter and Line Test Outputs
- (or anything else you can think of)

Switchers are 5x1 building blocks; stack them for expanded input capability. Smooth vertical interval switching - 5 1/2" modular mounting.

How many little switching jobs do you have?



TeleMation, Inc.
the discovery people

P.O. Box 15068, Salt Lake City, Utah 84115—(801) 487-5399

Circle 161 on Reader Service Card

RAPID-Q™

- Record-Playbacks
- Playbacks
- Stereo
- Mono



STEREO PHASE ENHANCER

Corrects for..



...Mono-Sum error!

GARRON ELECTRONICS
1216 Kifer Rd., Sunnyvale, Ca
(408) 736-8737 (ZIP) 94086

Circle 162 on Reader Service Card

✓ Checklist of Radio & TV Broadcasting & CATV Books

PRODUCTION, PROGRAMMING & NEWS

- Professional Filmmaking**—Thorough and easy-to-read text packed with very practical info and shortcuts, plus many actual case histories. A very useful handbook for the practicing producer or photographer. Covers the fundamentals of filmmaking, movie production from script to screen, plus a host of special tips for avoiding pitfalls. Part One is devoted to the fundamentals; all phases of production are covered in Part Two; Part Three is devoted to specific phases of the filmmaker's art. 252 pps., 96 illus. No. 710 \$9.95
- Dimensions of Broadcast Editorializing**, by Edd Routh. Complete handbook on this vital subject! 192 pps. No. 697 \$8.95
- Radio Production Techniques**, by Jay Hoffer. The complete, practical text on production. 204 pps. No. 661 \$12.95
- Modern Radio Programming**, by Raleigh Gaines. How to program every type of radio station! 192 pps. No. 623 \$9.95
- How to Prepare a Production Budget for Film & Video Tape**, by Sylvia Costa. Complete guide to determining finances! 192 pps. No. 645 \$12.95
- Cassette Tape Recorders—How They Work—Care & Repair**—All about modern cassette recorders. 204 pps., 171 illus. No. 689 \$7.95
- How to Write News for B/C & Print Media**, by D. Dary. Practical approach to reporting & writing news. 192 pps. No. 643 \$9.95
- Don't Look at the Camera**, by Sam Ewing. Practical shortcuts to TV photography & filmmaking. 228 pps. No. 649 \$9.95
- Radio Program Idea Book**—All the programming ideas you need to build and hold an audience. 256 pps. No. 268 \$12.95
- Questions & Answers About Tape Recording**—This book has ALL the answers—plus ALL the circuits, sketches & wiring diagrams you'll ever need! 264 pps., 102 illus. No. 681 \$8.95
- Guide to Professional Radio & TV Newscasting**. Practical refresher for pros. 192 pps. No. 535 \$9.95
- Television News Handbook**—Solid, practical grounding in news basics, style and newsroom workings. 256 pps. No. 567 \$9.95
- Radio News Handbook—2nd Ed.** A vital day-to-day guide to improve newscasting. 192 pps., 44 illus. No. 216 \$7.95
- Guidelines for News Reporters**—Scores of practical techniques used by the "pros." 192 pps., 18 illus. No. 516 \$9.95

WRITING & COPYWRITING

- Professional Broadcast Writer's Handbook**, by Stanley Field. Covers ALL forms of radio & TV writing! 396 pps. No. 635 \$14.95
- The Anatomy of Local Radio-TV Copy**—Scores of ideas on how to increase station billing with proven, result-getting copy. 104 pps., comb-bound. No. T-90 \$5.95
- The Power Technique of Radio-TV Copywriting**—How to write sales-pulling copy for any purpose. 224 pps. No. 518 \$9.95
- Promotional & Advertising Copywriter's Handbook**—Down-to-earth guide for copywriters. 128 pps. 8 1/2 x 11" No. 579 \$7.95

ANNOUNCING

- You're On the Air!** by Sam Ewing. For would-be, newly employed, or present broadcasters. 192 pps. No. 620 \$7.95
- The Man Behind the Mike**—Offers practical guidance on every phase of announcing. 288 pps., 26 illus. No. 266 \$7.95
- How to Become a Radio Disc Jockey**—A brand-new self-study guide for would-be radio announcers. 256 pps. No. 515 \$9.95

FCC RULES & REGULATIONS

- Broadcast Announcer 3rd Class FCC Study Guide**—Most comprehensive all-in-one FCC Study Guide yet for the 3rd Class FCC permit, with coverage of Elements 1, 2 & 9. 168 pps., 90 illus. No. 704 \$7.95
- Interpreting FCC Broadcast Rules & Regulations, Vol. 2**—Discusses recent FCC decisions. 192 pps., 20 chap. No. T-492 \$6.95
- Interpreting FCC Broadcast Rules & Regulations, Vol. 3**—Includes new CATV rules. 208 pps., Leatherette. No. 603 \$6.95
- Commercial FCC License Handbook**—Helps you prepare for 1st, 2nd, and 3rd class exams plus broadcast and radar endorsements. 444 pps. No. 582 \$8.95

MANAGEMENT & OPERATION

- FM Radio Station Operations Handbook, 2nd Ed.**, by Editors BM/E Magazine. Most complete collection of FM station data ever published! 320 pps. No. T94 \$9.95
- Getting The Most Out Of Your Electronic Calculator**—Fully indexed volume of never-before published computation procedures you can put to use every day! 204 pps. No. 724 \$7.95
- The Business of Radio Broadcasting**—By Edd Routh. Truly an all-in-one station operating guidebook. 440 pps. No. 587 \$12.95
- Managing Today's Radio Station**—Encompasses management, programming, sales, training, rates, etc. 288 pps. No. 461 \$12.95
- Modern Radio Broadcasting: Management & Operation in Small to Medium Markets**—Straightforward info on all aspects of broadcasting. 288 pps. No. 482 \$12.95
- Broadcast Station Operating Guide**—An invaluable "nuts & bolts" reference for everyone at your station. 256 pps. No. 467 \$12.95
- AM-FM Broadcast Station Planning Guide**—A complete guide to planning, building, and operating an AM, FM, or combined operation. 160 pps., 8 1/2 x 11" No. 500 \$12.95
- Organization & Operation of Broadcast Stations**—Complete rundown on all organizational and operational aspects of running a station. 256 pps. No. 533 \$12.95
- When Pirates Ruled the Waves**—Complete story of British radio ships. No. 299 \$7.95
- Planning the Local UHF-TV Station**—Covers location, equipment, organization, and operation. 296 pps. No. T-43 \$10.00

SPECIAL—FREE OFFER!

Order \$25.00 of books from this ad, send remittance with your order, and we'll send you the above book (T-43) absolutely FREE!

ADVERTISING, SALES PROMOTION & PUBLICITY

- Radio Advertising—How To Sell It & Write It**—An extremely practical approach to radio ad sales—new and useful methods which the time salesman (and copywriter, too!) can use to obtain better results for himself, the station, and the sponsor. One of the most valuable and helpful features of the book is the large number of actual sales case histories which detail techniques professional salesmen have used to "crack" tough accounts. This data is particularly prevalent in the Chapter on radio advertising prospects, which is an alphabetical classified listing of virtually every possible type of prospect—with detailed data on how to best approach and sell each particular category listed. 228 pps. No. 565 \$12.95
- Handbook of Radio Publicity & Promotion**—A giant 372-page, 250,000-word encyclopedia of over 1500 on-air promo ideas. 372 pps., 3-ring binder. No. 213 \$29.95
- Radio Station Sales Promotions**—300 creative merchandise-moving ideas. Sales tools that really work! No. 214 \$10.00
- Radio Promotion Handbook**—A complete guide on ways to develop better ratings and increase sales. 256 pps. No. 267 \$9.95
- A Common Sense Guide to Professional Advertising**, by Art Lavidge. All about how to create successful ad programs. 304 pps. No. 612 \$9.95
- How to Sell Radio Advertising**—Pitches, approaches, and clinchers; how to counter customer objections. 320 pps. No. 511 \$12.95

CATV, VIDEOTAPE & TV STUDIOS

- CATV System Engineering, New 3rd Ed.**—By Wm. A. Rheinfelder. The accepted technical standard of the CATV industry. 256 pps., 126 illus. No. 298 \$12.95
- CATV System Management & Operation**—A complete guidebook! 256 pps. No. T100 \$12.95
- CATV System Maintenance**—Only book on CATV maintenance, and troubleshooting. 192 pps., 47 illus. No. T-82 \$12.95
- CATV Operator's Handbook**—Covers all aspects from franchise to planning. 352 pps., over 200 illus., 43 chap. No. T-73 \$9.95

SAVE \$11.85 ON CATV COMBO All 4 books above, only \$36.95

- Designing & Maintaining The CATV & Small TV Studio**, by Kenneth Knecht. For cable operators who want to initiate programs. 224 pps. No. 615 \$12.95
- Video Tape Production and Communication Techniques**—An indispensable how-to do it

- handbook on production, direction. 256 pps., 100 illus. No. 541 \$12.95
- MATV Systems Handbook—Design, Installation & Maintenance**, by Allen Pawlowski. Complete—from basics on up! 176p. No. 657 \$7.95
- A Practical Guide to MATV/CCTV System Design & Service**—Thorough coverage of all phases of designing & maintaining MATV & CCTV Systems. 252 pps., 217 illus. No. 731 \$9.95

ENGINEERING & TECHNICAL

- Modern Communications Switching Systems**—Most exhaustive text ever on telephone terminal equipment, trunks, switching systems & signal routing! Whether you want to design switching systems, or repair them, this is an invaluable guidebook. Everything from Strowger & crossbar switches to ICs & digital memories is covered in depth. 276 pps., 171 illus. No. 678 \$17.95
- Modern Applications of Linear ICs**—Rich collection of state-of-the-art circuit ideas, complete with descriptions of the latest ICs! A wealth of valuable applications. 276 pps. No. 708 \$12.95
- Electronic Music Production**—Practical advice on synthesizing a vast array of instrument sounds—a complete guide to design of waveform generating circuits that duplicate musical instruments. 156 pps., 79 ill. No. 718 \$7.95
- Passive Equalizer Design Data**, by R. Townsley. First NEW book on the subject in a decade! 496 pps. No. 626 \$19.95
- Broadcast Antenna Systems Handbook—2nd Ed.**, Covers AM, FM & TV antenna systems! 240 pps. No. T44 \$9.95
- Pulse & Switching Circuits**—Complete, one-stop source of practical pulse and switching circuit operation/application data on pulses used in TV transmission, telemetry, remote control, etc. 256 pps., 200 illus. No. 528 \$8.95
- A Guide to Radio & TV B/C Engr. Practice**—A "how-to" book on all aspects of engineering. 288 pps. No. 523 \$12.95
- Pictorial Guide to Tape Recorder Repairs**—320 photos and step-by-step text show how to disassemble, maintain, troubleshoot, diagnose, repair and reassemble any tape recorder or player. 256 pps., 320 photos. No. 632 \$7.95
- Acoustic Techniques for Home & Studio**, by Alton Everest. Makes this complex subject truly understandable. 224 pps. No. 646 \$7.95
- Pictorial Guide to CB Installation & Repair**—Step-by-step approach to setting up a 2-way radio in station or car. 256 pps. No. 683 \$7.95
- Mobile Radio Handbook**, by Leo Sands. Includes all the fine points of 2-way communications. 192 pps. No. 665 \$7.95
- Electrical Wiring & Lighting for Home & Office**—Covers interior & exterior illumination systems; explains electrical codes. Loaded with practical examples. 204 pps., 175 ill. No. 671 \$7.95
- How to Build Solid State Audio Circuits**—How to design all types of audio circuits—biasing, avoiding hum, etc. 288 pps., 190 ill. No. 606 \$8.95
- Marine Electronics Handbook**—Complete operation and maintenance data on ship-to-shore radio, for both modernized FM and SSB and older AM types. 192 pps., 106 illus. No. 638 \$7.95
- Installing TV & FM Antennas**—Down-to-earth advice on getting clean, interference-free signals in all locations, including boats. 168 pps., 158 illus. No. 636 \$7.95
- Experimenting With Electronic Music**—Shows how to simulate virtually any musical sound—includes circuit diagrams for the theremin, modifiers, tone generators, mixers, amplifiers and filters. 180 pps., 103 illus. No. 666 \$7.95
- The Complete Shortwave Listener's Handbook**—Covers receivers, antennas, frequencies, radiowave propagation, harmonics, Q codes, where to tune, etc. Contains a thorough guide to stations of the world by general continental area and frequency. 288 pps., 101 ill. No. 685 \$9.95
- Technical Papers Presented at the NAB Engineering Conference—Annual issues, 1967 thru 1973.** Order by year. Each \$10.00

NO RISK COUPON—MAIL ENTIRE AD

TAB BOOKS, Blue Ridge Summit, Pa. 17214

Please send me the TAB BOOKS checked above.

- I enclose \$_____
- Please invoice on 10-day FREE trial.

Name _____ Phone _____

Company _____

Address _____

City _____ State _____ Zip _____

SAVE POSTAGE by remitting with order
Foreign, add 10%. Pa. residents, add 6% sales tax. B-104

LETTERS/FEEDBACK

Multicart Access Time —A Correction

In BM/E's tabulation of the available radio automation equipment in the August issue, a printing error (regrettably not caught in proofing) transformed the access time of the SMC Carousel from its true average of around 24-26 seconds to an erroneous 6 seconds. Access times of the other major multicart machines are, as we reported in the August issue, under 7 seconds *per stack* for the Schafer Audiofile; approximately 6 seconds *per stack* for the IGM Instacart; 6 seconds typical, 10 seconds maximum for the Control Design CD24R.

BM/E also regrets the omission of Aitken Communications, Taft, California, from the list of automation equipment suppliers.

AVR-1 End-Of-Tape Action: A Clarification from Ampex

Dear Editor:

I read with interest the article in your July issue of BM/E by Mr.

Demers entitled, "Watch Out: Super VTR at Work." In general, this was a good article and the author is to be complimented on his coverage of the AVR-1.

There is one point in the article, however, which could be misleading to your readers, and I feel this should be clarified, at least for the record. This has to do with reference to the possible lack of an "end-of-tape sensor" on some AVR-1's.

Due to the specific problem mentioned by the author, i.e., possible tape damage during high speed shuttle, Ampex decided shortly after its introduction that all AVR-1's should have this protective feature. As a result, in addition to incorporating this in standard production, field installation kits were sent free of charge to all AVR-1 owners worldwide. Due to this retrofit program, there should be no systems in use today without this feature unless an owner has, for some reason, seen fit not to install the kit.

The "end-of-tape sensor" digitally compares simultaneously the relative rotational speeds of the supply reel,


and the capstan. Thus it is able to sense when the tape is near or at the end of the tape, and the reel servos can be slowed accordingly. The customer has the option of having the reel slow to a complete stop just as the tape comes off the reel or just before. This feature is necessary because of the extremely high shuttle speeds and the powerful reel drive servos on the AVR-1.

I trust this clarifies the situation and I am sure you can understand my concern in this matter. I will appreciate any effort on your part to clear up this point with your readers.

Frank B. Thompson, Sr.,
Product Manager
Audio-Video Systems Division

(Editor's Note: Mr. Demers has acknowledged the receipt of the end-of-tape sensor kits by his station and others he polled in the Boston area but reports that his station, and a few of the others polled, have failed to install them, mainly because of the long down-time involved. He adds: "... I wrote the article based on how things really are ... (and) to show readers that haven't installed the kit what they are missing.").

RELIABILITY FLEXIBILITY PERFORMANCE... ECONOMY TOO!



RELIABILITY - advanced state-of-the-art technology, I.C. op-amp circuitry and high quality components throughout.

FLEXIBILITY - through multiple input preselect switches and a broad selection of optional plug-in modules, to suit your individual requirements.

PERFORMANCE - with features like microphone input limiters which prevent overload, "Human Engineering" which provides maximum operator visibility, efficiency and comfort, to minimize operator error.

... readily available in 5 or 8 channel models, mono or stereo ... all sensibly priced.

THE ROBINS/FAIRCHILD
30000 Series Broadcast Consoles
FOR COMPLETE DETAILS CALL OR WRITE RICK BELMONT.

ROBINS & FAIRCHILD
A Robins Industries Corporation
75 Austin Boulevard, Commack, N.Y. 11725
(516) 543-5200

Circle 164 on Reader Service Card

"800" VIDEO DISTRIBUTION AMP.



WITH SIGNAL PRESENCE INDICATION

- * FRONT PANEL L.E.D. - ALARM CONTACTS
- * ISOLATED OUTPUTS, FIVE PER D.A.
- * TEN BROADCAST QUALITY D.A. PER SHELF
- * PLUG-IN, MODULAR, EXPANDABLE.

VISCOUNT INDUSTRIES LTD.



105 EAST 69th AVENUE
VANCOUVER, BRITISH COLUMBIA
CANADA V5X 2W9
PHONE (604) 327-9446 TELEX (04) 508-605

Circle 165 on Reader Service Card

BM/E CLASSIFIED MARKETPLACE

CLASSIFIED ADVERTISING RATES

DISPLAY CLASSIFIED ADVERTISING: \$32.50 per inch 1x; \$30.00 per inch 6x; \$27.50 per inch 12x. ALL OTHER CLASSIFIED ADVERTISING 35¢ per word; minimum \$3.50. BLIND BOX NUMBER: \$1.00 extra charge. Replies sent to address below will be forwarded to you. PAYABLE IN ADVANCE; send check with order. CLOSING DATE: 5th of 2nd month preceding issue date.

BM/E, Monterey and Pinola Avenues, Blue Ridge Summit, Pa. 17214 Phone 717/794/2191

EMPLOYMENT OPPORTUNITIES

REGIONAL SALES MANAGER BROADCAST EQUIPMENT

We are expanding our sales offices and need TV equipment salesmen for the Eastcoast and Midwest offices

Applicants must have an operational and technical understanding of Production switching techniques.

We will give thorough training. Salary plus commission

Contact: B. Presti
Sarkes Tarzian, Inc.
Broadcast Equipment Div.
Bloomington, In. 47401

FM STATION MANAGER

Junior College seeks individual with professional management skills, able to work with young people in development and operation of an MOR format FM station. Must have college degree in media, valid third class radio telephone, and four years commercial experience in on-air operation. Salary \$879 per month. Send resume and availability date to Dr. Lawrence Hubbell, Vice President of Personnel, Triton College, 2000 Fifth Ave., River Grove, IL. 60171

TELEVISION ENGINEERS NEEDED

Openings for Licensed and Unlicensed Engineers having Television Broadcast Experience. All-color Operation.

For More Information, Contact:
UNIVERSITY OF MISSOURI
PERSONNEL SERVICES
309 HITT STREET
COLUMBIA, MISSOURI 65201
PHONE: (314) 882-4221
An Equal Opportunity Employer

FIELD SERVICE ENGINEER

Extensive Travel. All Benefits. Experience in Color video and switching systems preferred. Contact: Mr. Buzan, Vital Industries, Inc., 3700 N.E. 53rd Avenue, Gainesville, FLA. 32601 Phone: (904) 378-1581.

Major audio-visual recording studio-Production House needs maintenance engineer-mixer. Experience necessary on Ampex and Scully. If necessary, will train in dramatic mixing. NO MUSIC. Age, sex, color, nationality no object—prefer left handed. Experience with SCR theatre lighting equipment handy. Salary open. Call (515) 282-8306.

Minimum three years' experience VTR engineer for all duties including recording, editing, maintenance and related duties. Opening also exists for Master Control Operator. Applicants must hold FCC First Class License. Send resume to Claudia Noble, Personnel Director, WGBH Educational Foundation, 125 Western Ave, Boston, MA. 02134. WGBH is an Equal Opportunity Employer.

HELP WANTED Cont'd

Help Wanted. Recording Engineer for AM-FM Broadcast Station. Must be experienced in all phases of music and commercial production for automated and nonautomated systems. FCC license not necessary. Call (201) 472-0930. Equal Opportunity Employer.

EQUIPMENT FOR SALE

GATES EASTERN SERVICE CENTER

East coast headquarters for broadcast and recording equipment. Gates Broadcast Equipment Division, Harris Corporation, 130 E. 34 St., N.Y., N.Y. 10016 (212) 889-0790.

BROADCAST AND RECORDING EQUIPMENT: Scully, V.I.F. International, Metrotech, Langevin, Electrodyne, Q.R.K., Micro-Tra, MRL, Nortronics, McMartin, U.R.E.I., E.V., A.K.G., Stevenson, Gately, D.B.X., Advent, Altec, Farchid, Audio Designs, 3M, Magnecord, Telex, Inovonics, Nagra, Uher, Tape-Athon, Package Deals, Installations, Service, Request Flyer. Weigand Audio, Middleburg, PA. 17842. (717) 837-1444.

Solid-state audio modules-console kits, power amplifier kits, power supplies, Octal plug-ins—mic. eq. line, disc, tape play, tape record, amplifiers. Audio & tape bias oscillators. Over 50 audio products. Send for free catalog and applications. Opamp Labs, Inc., 1033 N. Sycamore Ave. Los Angeles, Calif. 90036. (213) 934-3566.

TASCAM, AMPEN, SCULLY: Major Pro Audio Lines for broadcast and recording studios. Professional Audio Video Corp, 342 Main Street, Paterson, N.J. 07505. (201) 523-3333.

The complete and reliable source for new and used broadcast equipment. Request our free listings. Broadcast Equipment and Supply Co., Box 3141, Bristol, Tennessee 37620.

745' TV Tower, 6-1/8 Trans. line—6 years. Good condition. Channel 62 antenna, Filterplexer. WXON-TV, P.O. Box 20, Walled Lake, Mich. 48088. Phone: (313) 851-3444.

CAPSTAN IDLERS for AMPEN 300, 350, 440. Series, self aligning with replaceable ball bearings, \$22.50 net. VIF INTERNATIONAL, Box 1555, Mtn. View, Ca. 94040.

One stop for all your professional audio requirements. Bottom line oriented. F.T.C. Brewer, Box 8057, Pensacola, Fla. 32505.

MICA AND VACUUM transmitting capacitors. Large stock; immediate delivery. Price lists on request. SURCOM ASSOCIATES, 1147 Venice Blvd., Los Angeles, Cal. 90015 (213) 382-6985.

VIDEO CASSETTE STORAGE, AMPEN or RCA. Mobile, Beautiful, functional. DYMA, Rt. 1, Box 51, Taos, New Mexico 87571.

ROALL AROUND CONSOLE, any reel-to-reel tape machine, old or new. DYMA, Rt. 1, Box 51, Taos, New Mexico 87571.

Panasonic B & W TV Camera. NEW. Internal or external sync. RF and video output. Intercom channel. \$200. (215) 568-1660.

Two RCA mono boards—BC15A, \$1200 each. Custom Quantum 8 in/4 out mixer, 6 months old. \$1800. Ray Perriquet. (915) 544-7876.

EQUIPMENT WANTED

Want to Buy: Late model 5 KW FM transmitter. Prefer Collins or equivalent quality. State Condition, spare parts, price in first letter. Reply to Box 1074-2, c/o BME, Blue Ridge Summit, PA. 17214.

EQUIPMENT WANTED Cont'd

WE NEED USED 250, 500, 1KW, 5KW AM Transmitters, 250, 1000 Watt FM transmitters. No junk. Guarantee Radio Supply Corp., 1314 Iturbide St., Laredo, TX. 78040.

TAX DEDUCTIBLE donation of 10 watt FM transmitter, antenna, and console needed. Will pay shipping. Contact: Radiance Media Ministry, Box Z, Eureka, Calif. 95501.

PROGRAM SERVICES

FOR HIRE:

MODERN, FULL COLOR TV PRODUCTION HOUSE AND DISTRIBUTION

AVR 1's with editor* take transfer, away from big city prices. close to airport, post office, buses, complete color film chain* Norelco Color Cameras—CP-16A Film chroma key* special effects. Call:

Allentown, PA. (215) 821-4929.

"FREE" CATALOG... Everything for the DeeJay! Custom I.D.'s, Promos, Airchecks, Wildtracks, Books, FCC Tests, Comedy, and more! Write: Command, Box 26348-A, San Francisco 94126.

Deejays! New Comedy! 11,000 classified one-line gags, \$10. Catalog FREE! Edmund Orrin, 2786-M West Roberts, Fresno, CA. 93705.

TAPES FOR AUTOMATION

#

THE *CNB* STUDIOS

Specializing in Custom Services

3415 BERESFORD AVENUE
BELMONT, CALIFORNIA 94002
415 / 592-6149

MISCELLANEOUS

PRINTED CIRCUIT TECHNIQUES

FOR THE HOBBYIST booklet \$2.00

cutting-cleaning-drilling-layout
SUSPENSION ETCHING

TRUMBULL

833 BALRA DR., EL CERRITO, CA.
94530

INSTRUCTIONS

In Chicago, OMEGA Services has the best price for a First Class License. Day or evening. Guaranteed results! OMEGA Services, 333 East Ontario. 312-649-0927.

First phone through tape recorded lessons at home plus one week personal instruction in Washington, D.C., Atlanta, Boston, Detroit, New Orleans, Minneapolis, Seattle, Denver, Portland, Los Angeles. Proven results. Our 17th year teaching FCC license courses. Bob Johnson Broadcast License Training, 1060D Duncan, Manhattan Beach, Calif. 90266. 213-379-4461.

Broadcast Technicians: Learn advanced electronics and earn college degree by correspondence. Free brochure. Grantham, 2006 Stoner Ave., Los Angeles, CA. 90025.

PROFESSIONAL CARDS

VIR JAMES
CONSULTING RADIO ENGINEERS
 Applications and Field Engineering
 Computerized Frequency Surveys
 345 Colorado Blvd.—80206
 (303) 333-5562
DENVER, COLORADO
Member AFCEE

McCLANATHAN & ASSOCIATES
Consulting Engineers
 APPLICATIONS & FIELD ENGINEERING
 TURNKEY INSTALLATIONS — RADIO & TV
Domestic and Foreign
 P. O. Box 750
PORTLAND, OREGON 97207
 Phone: 503/246-8080

RALPH E. EVANS ASSOCIATES
Consulting Telecommunications Engineers
 AM-FM-TV-CATV-ITFS
 3500 North Sherman Boulevard
MILWAUKEE, WISCONSIN 53216
 Phone: (414) 442-4210
Member AFCEE

COHEN & DIPPELL, P.C.
CONSULTING ENGINEERS
 527 Munsey Bldg.
 (202) 783-0111
 Washington, D. C. 20004
Member AFCEE

**USE BM/E's CLASSIFIED
 MARKETPLACE TO
 REACH OVER 28,000
 BROADCASTERS!**

To find a job or fill one, to sell a product or service . . . send your ad (along with a check) to

BM/E
 Classified Advertising Dept.
 Blue Ridge Summit, Pa. 17214
 717-794-2191

SALES OFFICES

Broadband Information Services, Inc.
 274 Madison Avenue
 New York, New York 10016

EASTERN & MIDWESTERN STATES
 274 Madison Avenue
 New York, New York 10016
 212-685-5320
 Kenneth F. Luker, Jr.

WESTERN STATES
 1111 Hearst Building
 San Francisco, California 94130
 415-362-8547
 William J. Healey

16400 Ventura Blvd.
 Encino, California 91316
 213-981-0611
 Art Mandell

JAPAN
 Nippon Koisoku Inc.
 P.O. Box 410
 Central Tokyo, Japan
 Tokyo (03) 667-7681
 Yoshi Yamamoto

PEOPLE continued from p. 68

York . . . **Jason Goldman** became operations supervisor for WPSX-TV, Pennsylvania State University . . . **John W. White** was named southwest regional sales manager for International Video Corp., with offices at 6400 W. Park Drive, Houston.

Leon A. Wortman was named manager of distributor product sales, audio—video systems, for Ampex Corp. . . . **Keneth A. Simons** left his position as director of research and development for Jerrold Electronics Corp. and will form, with Walter Wydro Consultants, a new firm to be called Simons and Wydro Associates, Inc., to supply a full range of consulting services to cable tv.

William R. Krehbiel was named vice president and general manager of the Scully/Metrotech division of the Dictaphone Corp. . . . **Don Godfrey** became engineering administrator for S.C. Electronics, subsidiary of Audiotronics Corp. . . . **Gene Lothery** was appointed vice president of the CBS radio division, and general manager of the CBS-owned WEEL in Boston.

Bernie Roscetti joined the Maine Public Broadcasting Network as television production manager . . . **Herbert More** retired from the vice presidency of Kliegl Brothers after 25 years of service, specializing in tv lighting; sales to U.S. tv stations will be taken up by **Larry Nelson**.

Anthony P. Cunha became vice president and chief operating officer for Capital Magnetic Products, a division of Capitol Records, previously known as Audio Devices, Inc., and recently moved from Glenbrook, Conn. to Los Angeles . . . **Harry J. Smith** joined the New Jersey Public Broadcasting System as director of public information and editor of the *Jersey-vision* magazine.

FINANCIAL BRIEFS

Meredith Corporation's board declared a 17½ cent quarterly dividend, payable Sept. 13 to shareholders as of August 23rd . . . **Tracor, Inc.** for six months ended 6/30/74: sales, \$45,518,000, net income, \$2,018,000.

National Semiconductor Corp., for year ended 5/31/74: sales \$213,398,000, net income \$16,372,000 (1973: \$99,028,000 and \$3,719,000) . . . **Altec Corporation**, for nine months ended 6/30/74: \$42,884,000 sales, \$1,837,000 net income (1973: \$38,140,000 and \$953,000).

ADVERTISERS' INDEX

AKAI America, 22-M ++++++ Cover III
AKG Div. North American Phillips Corp. 47
Amperex Electronic Corp. 12,13
Audiotronics, Inc. 59
Automated Processes, Inc. 39
Belar Electronics Laboratory, Inc. . . . 65
Broadcast Electronics, Inc. 14,56
CBS Laboratories, A. Div. of CBS Broadcast Systems, Inc. 21
CMX Systems 57
Canon, U.S.A. Inc. 14
Capitol Magnetic Products 15
Central Dynamics, Ltd. 35
Cinema Products Corp. 10,26,62
Cohu Electronics, Inc. 7
Computer Image Corp. 45
Control Design Corp. 8
Cosmicar Optical Co., Ltd. 60
Datatek, Inc. 25
Datavision, Inc. 30
Dynair Electronics, Inc. 3
Dynasciences Corp. 68
Eastman Kodak CM/E-9
Eimac-Varian 9
Electro Sound 23
Farinor Electric 19
Fidelipac Div. of Telepro Industries, Inc. 56
Frost & Sullivan 31
Garron Electronics 70
Gates Equipment Div. Harris Corp. . . 33
Gotham Audio Corp. 42
Grass Valley Group 5
International Tapetronics Corp. . . . 39,54
Jampro Antenna Co. 49
Jerrold Electronics Corp. CM/E-7
Kaitronics Corp. 29
McMartin Industries, Inc. 65,69
MSI Television 64
Microwave Associates, Inc. Cover IV
Moseley Associates, Inc. 11
Oak Industries, Inc. CM/E-5,6
Paperwork Systems, Inc. 62
Potomac Instruments 61
RCA Broadcast Systems 25,27,29,31
RCA Service Co. 55
Rank Precision Industries, Inc. 69
Robins Fairchild 72
Russco Electronics, Inc. 56
Sansui Electric Co., Ltd. 53
Schafer Electronics Corp. 28
Shure Bros., Inc. 43
Sony Corp. of America Cover I
Stanton Magnetics 66
Systron-Donner Concord 66
Tab Books 7
Taber Mfg. & Engrg. Co. 27
Telefunken/Gotham Audio Corp. . . . 45
Telumatih, Inc. 70
Television Equipment Associates, Inc. 63
Television Microtime, Inc. 61,63,65
Treise Engineering, Inc. CM/E-4
Vamco Engineering 1
Viscount Industries, Ltd. 7
Wilkinson Electronics, Inc. 11

FOR FURTHER INFORMATION ON
SPORTS COMMENTATOR HEADSETS
write to:
Television Equipment Associates, Inc.
Box 1391
Bayville, N.Y. 11709

SPORTS Commentator Headset

Dynamic Boom Microphone; 400 OHMS, frequency range 50-15,000 Hz, sensitivity 2mV (loaded) for close speech.
Double Headphones; independently wired, 200 OHMS each, frequency range 50-15,000 Hz.
Ventilated Foam Cushions eliminate perspiration and let you hear ambient sound (optional ear enveloping cushions).
Weight 6½ oz. Practically unbreakable components. Optional cough switch.



Price: \$75.00
Delivery from stock



Television Equipment Associates, Inc.
Box 1391 • BAYVILLE, N. Y. 11709
516 • 628 • 8068
BILL PEGLER, Director

Please send Headsets @ \$75.00
Optional Cough Switch @ \$15.00
Total _____

Signature _____
Address _____

FOR MORE INFORMATION ON
BIOMATION'S Color Video Digitizer
write to:
BIOMATION
10411 Bubb Road
Cupertino, Calif. 95014



The Color Video Digitizer

Here's a new low-cost A/D video digitizer that gives you high quality real-time conversion of color TV or other video bandwidth waveforms. Only \$2300 in onesy-twoseys, it's also available in OEM order lots at substantial discounts.

FEATURES: Conversion rates to 15MHz • 8-bit (1 in 256) resolution • 75 Ohm, 1V full scale input • Precise track-and-hold performance • Balanced

ECL output drivers • Differential ECL strobe input • Easy-to-fix PC card construction • Converts NTSC or PAL color signals • Has a companion D/A converter for only \$700 to ensure system compatibility.

Biomation, 10411 Bubb Road, Cupertino, CA 95014. Phone: (408) 255-9500. TWX: 910 338 0226.

biomation

Name _____ Title _____
Company _____ Street _____
City _____ State _____ Zip _____ Telephone () _____

PLEASE GIVE ME MORE INFORMATION ABOUT HOW MSI AUTOMATIC CABLECASTING SYSTEMS CAN MAKE ME MONEY.

SEND DATA ON:

- Data Weather (low cost Systems)
- Data Weather
- Data News
- Data Guide
- Data Stock
- Multi-Channel Systems
- Studio Equipment, DM-50
- Other

I would like:

- A Personal Visit
- A Phone Call
- Literature

MSI
TELEVISION

Name _____ Title _____
Company _____
Street _____
City _____ State _____ Zip _____
Phone _____

FOR MORE INFORMATION ON OTARI'S
Professional Recorder
write to:
OTARI CORP
981 Industrial Road
San Carlos, Calif. 94070

MX-7000 ¼ or ½ INCH PROFESSIONAL RECORDER



- Rugged field proven reliability.
- 3 speeds: 15, 7½, 3¾; 30, 15, 7½.
- Test Oscillator.
- 1, 2, or 4 channels.
- Excellent flutter & frequency response.

Please send me complete specs and pricing on the Otari MX-7000 Professional Recorder.

Name _____ Title _____
Organization & Department _____
Address _____
City, State _____ Phone _____

Name _____
Station or Firm _____
Address _____
City _____
State _____ Zip _____

FIRST CLASS
PERMIT NO. 16
BAYVILLE
NEW YORK

BUSINESS REPLY CARD
NO POSTAGE NECESSARY IF MAILED IN THE U. S.

Postage will be paid by:

TELEVISION EQUIPMENT ASSOCIATES

Box 1391
Bayville, N. Y. 11709



First Class
Permit No
285
Cupertino,
California

BUSINESS REPLY MAIL
No postage stamp necessary if mailed in the United States.

Postage will be paid by:

biomation

10411 Bubb Road
Cupertino, CA 95014, U.S.A.



First Class
Permit No. 5206
Salt Lake City, Utah

BUSINESS REPLY MAIL
No postage stamp necessary if mailed in the United States

POSTAGE WILL BE PAID BY

MSI TELEVISION
4788 South State Street
Salt Lake City, Utah 84107



First Class
Permit No. 61
San Carlos, CA

BUSINESS REPLY MAIL
No postage stamp necessary if mailed in the United States

Postage will be paid by:


OTARI CORPORATION
981 Industrial Road
San Carlos, California 94070



More TV Chief Engineers own RCA color TV than any other set.

Now you can get the same solid state color fidelity and reliability in a low cost studio viewing monitor.

The new RCA color receiver/monitor has a 100% solid state chassis. And this big 25-inch color commercial receiver handles RF or bridged direct video and audio feed lines. Live or taped programs. Color or black-and-white.



With Super AccuColor black-matrix picture tube quality, and all the right connections — from a rear control panel that offers versatile audio-visual applications. More of what you're looking for — for less.

RCA

SEND THIS POSTCARD FOR MORE INFORMATION OR CALL

RCA Service Company
Commercial Products Sales
(609) 779-5892

If cable TV is part of your job, BCR is part of your staff.

If you have a stake in cable TV, or any other area of broadband communications, *Broadband Communications Report** can save you hours of time and lots of headaches.

* BCR gives you a concise picture of what is happening on the regulatory/franchising front—federally and locally; programming developments; what citizens are doing; new technology.

SPECIAL INTRODUCTORY OFFER

Please enter my subscription to *Broadband Communications Report* for six months (12 issues) at the special rate of \$25—a substantial savings compared to the regular annual rate of \$60.

Payment enclosed. Bill me later.

SPECIAL SHORT-TERM OFFER

Please enter my subscription for three months (six issues) at \$12.50—same savings, same guarantee. My payment is enclosed. (Sorry, we can't afford to bill you on this short-term offer.)

Name _____

Title _____

Organization _____

Address _____

City _____ State _____ Zip _____

BEST STATION AWARD CONTEST—DEADLINE EXTENSION

Entries for BM/E's December Best Station Award Contest can be received up until Oct. 31 (rather than Oct. 15 as earlier announced) if we know that you are planning a submission. USE THIS CARD to INFORM US OF YOUR PLANS or CALL JIM LIPPKE (212) 685-5320

I plan to submit details on how we modernized (), designed a new facility () for our operations

Name _____

Station _____ FM () TV ()

AM Class I & II () AM Class III & IV ()

Address _____ State _____ Zip _____

Phone _____

DETAILS ON CONTEST ARE IN SEPTEMBER BM/E PAGE 89



CHIRON

(pronounced KY-RON)

GRAPHICS/TITLING SYSTEMS for TELEVISION

The most advanced and versatile systems available

- Please send literature.
- Have your sales engineer call for appointment.

COMPANY _____ PHONE _____

NAME _____ TITLE _____

ADDRESS _____

CITY _____ STATE _____ ZIP _____

FIRST CLASS

Permit No. 665
Duluth, Minnesota

BUSINESS REPLY MAIL

NO POSTAGE STAMP NECESSARY IF MAILED IN THE UNITED STATES

POSTAGE WILL BE PAID BY



Broadband Information Services, Inc.

P.O. BOX 6058

Duluth, Minnesota 55806

FIRST CLASS

Permit No. 665
Duluth, Minnesota

BUSINESS REPLY MAIL

NO POSTAGE STAMP NECESSARY IF MAILED IN THE UNITED STATES

POSTAGE WILL BE PAID BY



Broadband Information Services, Inc.

P.O. BOX 6058

Duluth, Minnesota 55806

FIRST CLASS

Permit No. 665
Duluth, Minnesota

BUSINESS REPLY MAIL

NO POSTAGE STAMP NECESSARY IF MAILED IN THE UNITED STATES

POSTAGE WILL BE PAID BY



Broadband Information Services, Inc.

P.O. BOX 6056

Duluth, Minnesota 55806



**If you didn't wait for our color videotape system...
we'll provide a portable color camera to improve yours!**

AKAI's fantastic 5.76-pound lightweight has all the ambitions of a professional heavyweight! Two vidicon tubes for ultra sensitivity—servo controlled iris—built-in microphone—wide angle to telephoto 6X zoom lens—300 line resolution—three-adjustment sensitivity selector—white balance switch for perfect color—electronic viewfinder/instant replay monitor—plus complete compatibility with any VTR system you might have on hand. There's still more. A slight modification, and you have RS-170 and external drive. Another allows you to use a 12-volt battery. All the versatility to improve any VTR system, AC or DC. We modestly think our CCS-150S is the best portable color camera in the world. That's why we use it in our own system. If you want to be convinced, see your local AKAI video dealer; or write AKAI America Ltd., 2139 East Del Amo Boulevard, Compton, California 90220. Telephone (213) 537-3880. Video Department.

Circle 166 on Reader Service Card

From
AKAITM
 The Innovators





Not just equipment, but live journalism.

We supply you with portable TV pick-up links, mobile van links and back pack camera links in all FCC allocated microwave frequency bands.

So you get fast site-to-studio transmission that's just right for on-air production processing or video tape storage.

And all our equipment is backed by 20 years of experience making components and subassemblies that are part of over 3,000 systems in 50 countries.

At Microwave, we're working to help you bring the world closer together.

Microwave Associates, Burlington, Mass. 01803. (617) 272-3000.
Dunstable Woodside Estate, Dunstable, Beds., United Kingdom.
Dunstable 601441



**MICROWAVE
ASSOCIATES**

Circle 167 on Reader Service Card

www.americanradiohistory.com